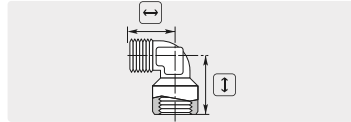


## Elbow

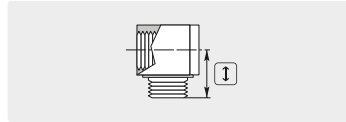
### Female thread : male thread



Brass

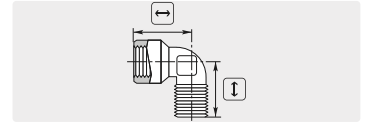
IG : AG
1/8" : 1/8"
1/4" : 1/4"
3/8" : 3/8"
1/2" : 1/2"

R+M Nr.	P	↔	↓
010 005 410	350 bar	29	29
010 005 400	350 bar	29	29



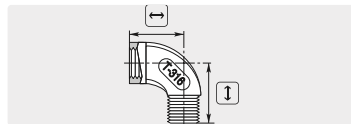
Brass (short version)

R+M Nr.	P	↓
572 00	250 bar	18 mm
572 10	250 bar	19 mm
572 20	250 bar	21 mm



Brass

R+M Nr.	P	↔	↓
572 30	150 bar	26	24
572 35	150 bar	26	24
572 36	150 bar	34	31

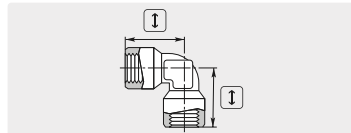


Stainless steel

IG : AG
1/4" : 1/4"
3/8" : 3/8"

R+M Nr.	P	↔	↓
579 15	150 bar	22	28
579 29	150 bar	23	31

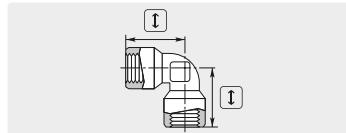
### Female thread : female thread



Brass

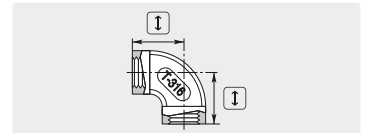
IG : IG
1/4" : 1/4"
3/8" : 3/8"
1/2" : 1/2"

R+M Nr.	P	↓
010 005 420	350 bar	29 mm
010 005 430	350 bar	29 mm



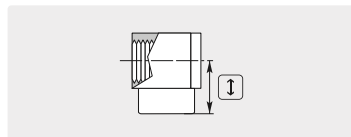

Nickel-plated brass

R+M Nr.	P	↓
572 40	150 bar	26 mm
572 50	150 bar	28 mm
572 51	150 bar	34 mm



Stainless steel

R+M Nr.	P	↓
579 10	150 bar	19 mm
575 25	150 bar	25 mm



Brass (short version)

IG : IG
1/4" : 1/4"

R+M Nr.	P	↓
710 101 075	250 bar	19,5 mm