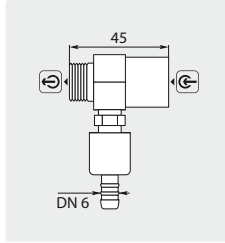


## Chemical injectors

### R+M 300



Injector with metering valve. Max. 220 bar / 90 °C

R+M Nr.	⊖	⊕	D
544 318 1	3/8" M	3/8" F	1.8 mm
544 321 1	3/8" M	3/8" F	2.1 mm
544 323 1	3/8" M	3/8" F	2.3 mm


### R+M 300



Injector with metering valve. Max. 220 bar / 90 °C

R+M Nr.	⊖	⊕	D
544 318 11	M22 M	M22 F	1.8 mm
544 321 11	M22 M	M22 F	2.1 mm
544 323 11	M22 M	M22 F	2.3 mm

## Suttner chemical suction sets



Suction set with suction hose 1,500 mm, suction filters ST-31 and chemical-resistant plastic tube 320 mm. The tube keeps the suction filter at the deepest point.

R+M Nr.	TYP	DN
200 031 500	clear PVC hose	6 mm
200 031 510	reinforced PVC hose blue	9 mm
200 031 520	reinforced PVC hose yellow	9 mm
200 031 530	reinforced PVC hose clear	9 mm



Suction set with filter check valve ST-32 and stainless steel tube 350 mm.

R+M Nr.	DN
200 032 601	6 mm
200 032 602	8 mm
200 032 603	10 mm

## Suttner chemical injectors

### ST-64 upstream chemical injectors

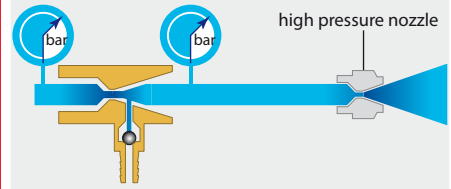


Injector with shiftable and disengageable chemical dosing. For suction of chemicals in the water inlet of the pump. Mixtures of chemicals/water can be applied by high pressure. Please use the backflow preventer (R+M Nr. 734 10). Hose tail 6 mm. Max. 10 bar / 90 °C

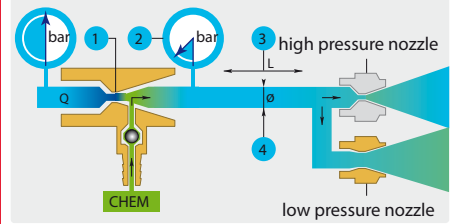
R+M Nr.	⊖	⊕	⊖
200 064 500	1/2" M	1/2" F	5 – 15 l/min
200 064 510	1/2" M	1/2" F	15 – 30 l/min

### Functional principle of a chemical injector

#### High pressure phase



#### Low pressure phase



The operation of the injector depends on:

- 1 The nozzle type must be chosen in dependence on the output of the high pressure cleaner.
- 2 The difference of pressure allows addition of chemical products occurred by special effect of "venturi" nozzle. This effect is given when the water also rinses through the low pressure nozzle. This has a bigger orifice than the high pressure nozzle and is mounted on the spray lance (e. g. at a double lance).
- 3 Length of the high pressure hose (should not be longer than 20 m).
- 4 Internal diameter of the high pressure hose (the longer the hose the bigger should be its internal diameter). Hose extensions injure output of the injector.