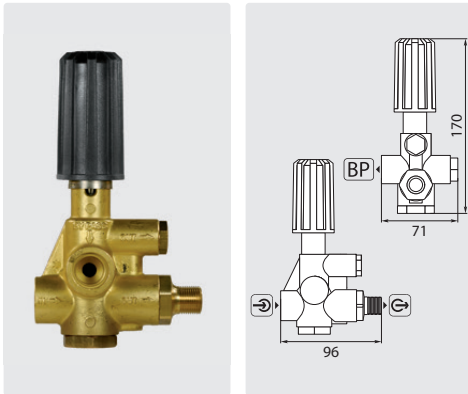


INTERPUMP regulation valves

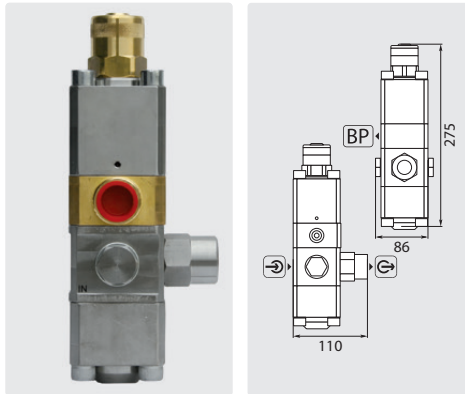
HM



☉ = inlet 3/8" F. ☉ = outlet 3/8" M. BP = bypass 3/8" F. MN = pressure gauge 1/4" F.
Max. 200 bar / 85 °C

| | |
|------------|--------------|
| R+M Nr. | ☉ |
| 010 002 00 | 5 - 41 l/min |

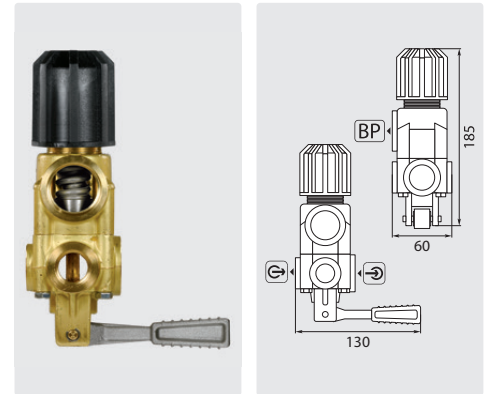
BKX



☉ = inlet 1/2" F. ☉ = outlet 1/2" F.
BP = bypass 3/4" F.
Max. 600 bar / 60 °C

| | |
|------------|----------|
| R+M Nr. | ☉ |
| 010 000 02 | 60 l/min |

TIMAX



☉ = inlet 3/4" F. ☉ = outlet 1/2" F.
BP = bypass 1" F.
Max. 60 bar / 60 °C

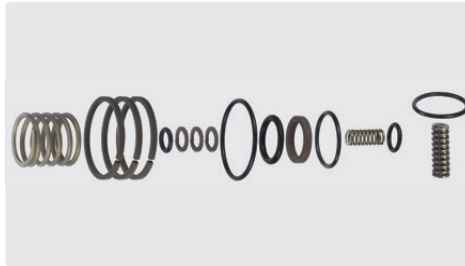
| | |
|------------|-----------|
| R+M Nr. | ☉ |
| 010 010 01 | 200 l/min |

Repair kits



| R+M Nr. | Kit Nr. | TYP |
|------------|---------|---------|
| 340 058 01 | 58 | K5 |
| 340 060 01 | 60 | K5 |
| 340 070 01 | 70 | K7 |
| 340 072 01 | 72 | HM |
| 340 093 01 | 93 | W2, W2L |
| 340 094 01 | 94 | W2, W2L |

Rep. Kit BKX



| | |
|------------|---|
| R+M Nr. | ☉ |
| 010 000 03 | |

Valve "easystart"



Valve delays pressure increase at pump start.
Brass / stainless steel.
Closes at 4 l/min.
Max. 350 bar / 150 °C

| | | |
|-------------|--------|--------|
| R+M Nr. | ☉ | ☉ |
| 200 232 510 | 3/8" M | 1/4" M |

Throttle control

IP adjustable



Regulator with string 1,000 mm. Min. 50 bar.
Max. 200 bar / 75 °C

| | |
|------------|--------|
| R+M Nr. | ☉ |
| 995 000 00 | 3/8" M |

RG1

Throttle control for engine motors. It slows RPM down when by-pass is activated.



☉ 1/4" M. 15 - 250 bar - 218 - 3,650 psi.
Max. 160 °C.

| | | |
|-----------|--------|-------|
| R+M Nr. | Stroke | ☉ |
| 532 013 0 | 14 mm | 158 g |

Symbols ☉ inlet ☉ outlet BP bypass MN pressure gauge ☉ flow TYP type ☉ weight ☉ thread