


## Regulation valves


### UL 250



⊕ = inlet 3/8" F. ⊖ = outlet 3/8" F.  
 BP = bypass 1/4" F. MN = pressure gauge 1/4" F. Ball check valve. Max. 250 bar / 60 °C

R+M Nr.	⊖
533 31	35 l/min


### UL 250 for panel mounting



⊕ = inlet 3/8" F. ⊖ = outlet 3/8" F.  
 BP = bypass 1/4" F. MN = pressure gauge 1/4" F. Ball check valve. Max. 250 bar / 60 °C

R+M Nr.	⊖
533 351	35 l/min

### ST-250



⊕ = inlet 3/8" F. ⊖ = outlet 3/8" F.  
 BP = bypass 1/4" F. MN = pressure gauge 1/4" F. Ball check valve. Max. 250 bar / 80 °C

R+M Nr.	⊖
200 250 500	35 l/min

### UL 250

Standard

R+M Nr.
121 412 9

With ball check valve

R+M Nr.
121 412 91

### ST-250

With ball check valve

R+M Nr.
200 250 490

### VB7



⊕ = input 3/8" M. ⊖ = outlet 3/8" F.  
 BP = bypass 3/8" F. MN = pressure gauge 1/4" F. Max. 220 bar / 90 °C

R+M Nr.	⊖
532 722 0	30 l/min

### VB9



⊕ = inlet 3/8" F. ⊖ = outlet 3/8" F.  
 BP = bypass 3/8" F. MN = pressure gauge 1/4" F. Regulation valve with switch (IP55) and cable 1,000 mm. Max. 220 bar / 90 °C

R+M Nr.	⊖
532 235 0	30 l/min

### VB9



⊕ = inlet 3/8" F. ⊖ = outlet 3/8" F.  
 BP = bypass 3/8" F. MN = pressure gauge 1/4" F. Max. 220 bar / 90 °C

R+M Nr.	⊖
532 234 0	30 l/min

### VB56



⊕ = inlet 1/2" F. ⊖ = outlet 3/8" F. Regulation valve with banjo-bolt. X: 26 mm. Y: 66 - 76 mm. Suitable for Leuco or Hawk MT-LT. Max. 220 bar / 90 °C

R+M Nr.	⊖
532 137 2	30 l/min



⊕ = inlet 1/2" F. ⊖ = outlet 3/8" F. Regulation valve with banjo-bolt. X: 4.5 mm. Y: 59.5 - 63.5 mm. Suitable for AR Serie RC. Max. 220 bar / 90 °C

R+M Nr.	⊖
532 139 2	30 l/min



⊕ = inlet 1/2" F. ⊖ = outlet 3/8" F. Regulation valve with banjo-bolt. X: 4.5 mm. Y: 62 - 65.5 mm. Suitable for AR Series RK, Comet Series FW. Max. 220 bar / 90 °C

R+M Nr.	⊖
532 138 0	30 l/min