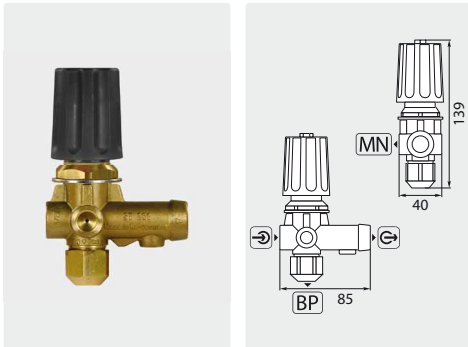


Suttner regulation valves ST-261

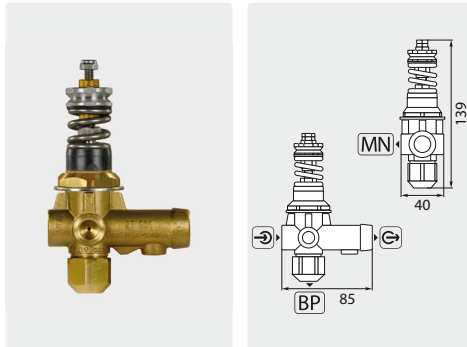
ST-261 for panel mounting



☉ = inlet 3/8" F. ☺ = outlet 3/8" F. [BP] = bypass 1/4" F. [MN] = pressure gauge 1/4" F. Max. 250 bar / 80 °C

R+M Nr.	☰
200 261 559	30 l/min


ST-261 for panel mounting



☉ = inlet 3/8" F. ☺ = outlet 3/8" F. [BP] = bypass 1/4" F. [MN] = pressure gauge 1/4" F. Max. 250 bar / 80 °C

R+M Nr.	☰
200 261 557	30 l/min

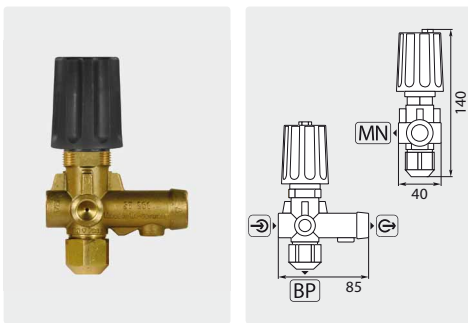
ST-261 for panel mounting with pressure switch



☉ = inlet 3/8" F. ☺ = outlet 3/8" F. [BP] = bypass 1/4" F. [MN] = pressure gauge 1/4" F. Regulation valve with pressure switch (IP65) and cable 1,200 mm. Max. 250 bar / 80 °C

R+M Nr.	☰
200 261 655	30 l/min

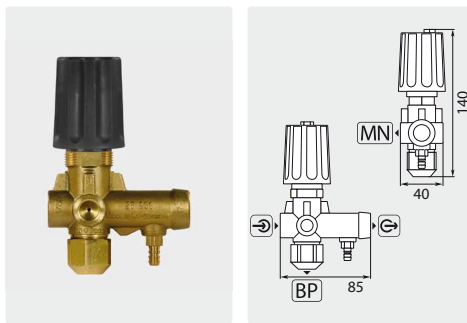
ST-261 without chemical injector



☉ = inlet 3/8" F. ☺ = outlet 3/8" F. [BP] = bypass 1/4" F. [MN] = pressure gauge 1/4" F. Max. 250 bar / 80 °C

R+M Nr.	☰
200 261 500	30 l/min


ST-261 with chemical injector



☉ = inlet 3/8" F. ☺ = outlet 3/8" F. [BP] = bypass 1/4" F. [MN] = pressure gauge 1/4" F. Hose tail 6 mm. Max. 250 bar / 80 °C

R+M Nr.	D	☰
200 261 560	1.8	30 l/min
200 261 570	2.1	30 l/min
200 261 580	2.4	30 l/min

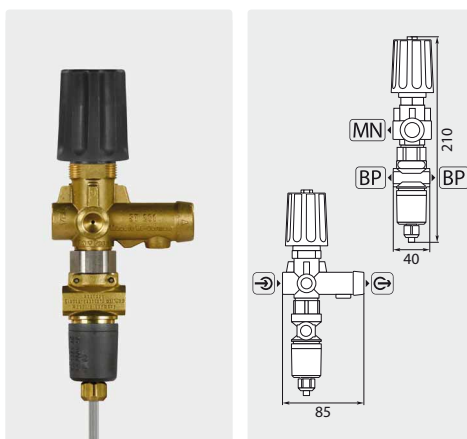
ST-261 with pressure switch three-core



☉ = inlet 3/8" F. ☺ = outlet 3/8" F. [BP] = bypass 1/4" F. [MN] = pressure gauge 1/4" F. Regulation valve with pressure switch (IP65) three-core and cable 1,200 mm. Max. 250 bar / 80 °C

R+M Nr.	☰
200 261 550	30 l/min

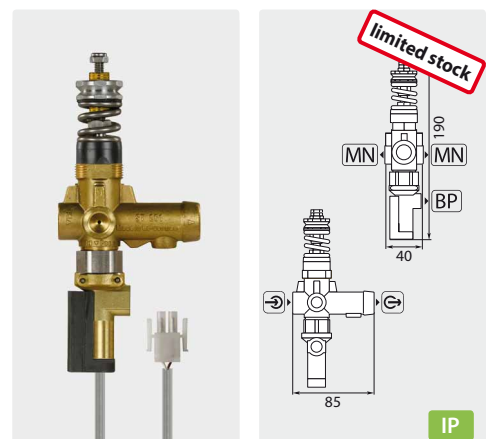
ST-261 with pressure switch four core



☉ = inlet 3/8" F. ☺ = outlet 3/8" F. [BP] = bypass 1/4" F. [MN] = pressure gauge 1/4" F. Regulation valve with pressure switch (IP65) four-core and cable 1,200 mm. Max. 250 bar / 80 °C

R+M Nr.	☰
200 261 551	30 l/min

ST-261 with pressure switch



☉ = inlet 3/8" F. ☺ = outlet 3/8" F. [BP] = bypass 1/4" F. [MN] = pressure gauge 1/4" F. Regulation valve with pressure switch (IP55) and cable 140 mm. Max. 250 bar / 80 °C

R+M Nr.	☰
200 261 660	30 l/min

limited stock

IP