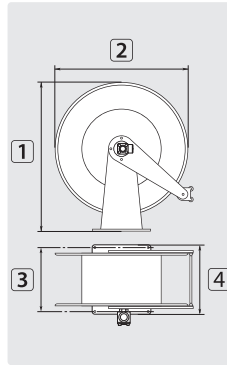



Inox automatic hose reels

- » Base frame stain. steel V2A / AISI 304. Reel made out of especially impact-resistant ABS plastic which is usually used for the manufacture of motorcycle helmets and in the automotive industry.
- » Due to the high quality construction of the automatic spring-driven high pressure hose reels they are suitable for applications in service stations, garages, in the agriculture and in the building industry etc.
- » The automatic hose reels are easy to install in every place such as wall, ceiling, vehicle etc. An optionally available wall bracket enables an easy mounting of the hose reel.

- » All models offer a traction release. A quick pull unmakes the locking device.
- » The hose reels are all equipped with a swivel ST-322. The swivels ST-322 are completely made out of stainless steel and have a ring as sealing element.
- » Due to the processed materials the hose reels are unhesitatingly suitable for the mediums water, water with cleaning detergent, oils, greases and air.
- » They are suitable for a working pressure of max. 300 bar and a temperature of max. 90 °C.

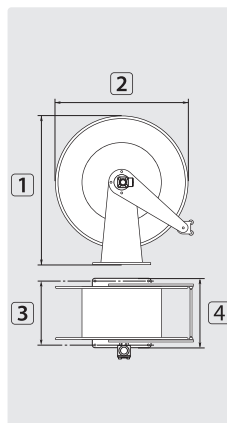


TYP	outer Ø = hose
05	17.0 mm = 21 m
05	19.5 mm = 16 m
05	22.0 mm = 14 m

R+M Nr.	C	★	⊕	⊖	DN	P	°C	⊘	1	2	3	4	TYP
764 434 30	yellow	●	1/2" F	1/2" F	10	300 bar	90 °C	14.0 kg	460 mm	420 mm	140 mm	186 mm	05
764 434 32	yellow	●	M22 M	plug coupling 11 mm	10	300 bar	90 °C	14.0 kg	460 mm	420 mm	140 mm	186 mm	05
764 434 34	yellow	●	M22 M	M22 M	10	300 bar	90 °C	14.0 kg	460 mm	420 mm	140 mm	186 mm	05

R+M Nr.	C	★	⊕	⊖	DN	P	°C	⊘	1	2	3	4	TYP
764 434 31	grey	●	1/2" F	1/2" F	10	300 bar	90 °C	14.0 kg	460 mm	420 mm	140 mm	186 mm	05
764 434 33	grey	●	M22 M	plug coupling 11 mm	10	300 bar	90 °C	14.0 kg	460 mm	420 mm	140 mm	186 mm	05
764 434 35	grey	●	M22 M	M22 M	10	300 bar	90 °C	14.0 kg	460 mm	420 mm	140 mm	186 mm	05

R+M Nr.	C	★	⊕	⊖	DN	P	°C	⊘	1	2	3	4	TYP
764 434 36	black	●	1/2" F	1/2" F	10	300 bar	90 °C	14.0 kg	460 mm	420 mm	140 mm	186 mm	05
764 434 37	black	●	M22 M	plug coupling 11 mm	10	300 bar	90 °C	14.0 kg	460 mm	420 mm	140 mm	186 mm	05
764 434 38	black	●	M22 M	M22 M	10	300 bar	90 °C	14.0 kg	460 mm	420 mm	140 mm	186 mm	05



TYP	outer Ø = hose
02	18.5 mm = 28 m
02	20.0 mm = 26 m
02	22.0 mm = 24 m

R+M Nr.	C	★	⊕	⊖	DN	P	°C	⊘	1	2	3	4	TYP
763 532 30	grey	▲	1/2" F	1/2" F	12	300 bar	90 °C	19.0 kg	560 mm	510 mm	153 mm	203 mm	02

Symbols ★ marking ⊕ inlet ⊖ outlet DN nominal diameter P pressure ⊘ weight TYP type °C temperature ⇄ length