


Metering valves

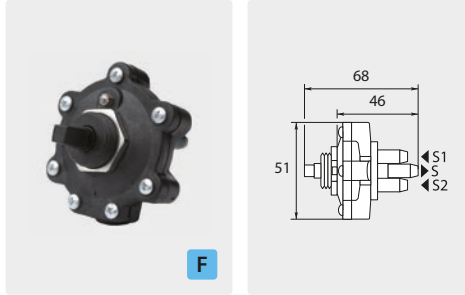
ST-66 with check valve



S = barb to pump. S1 = input barb 1. S2 = input barb 2

R+M Nr.	TYP
200 066 500	knob black
200 066 501	knob red

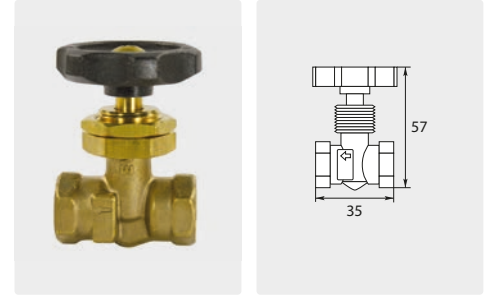
ST-66 with check valve



S = barb to pump. S1 = input barb 1. S2 = input barb 2

R+M Nr.	TYP
200 066 515	without knob

Valves with spindle




Max. 250 bar / 80 °C

R+M Nr.	⊕: ⊖	TYP
535 10	1/4" F	without knob
535 15	1/4" F	with knob (panel mounting)

Solenoid valves Bürkert normally closed NC

Type 6213 without connector



0 - 10 bar / -10 - +80 °C.
NBR seal (air, water)

R+M Nr.	⊙	DN	coil	⊞	⊚
836 125 658	1/2"	13	24 V-50 Hz/8 W	59	99
836 125 660	1/2"	13	230 V-50 Hz/8 W	59	99
836 125 657	1/2"	13	24 V =	59	99
836 126 273	3/4"	13	24 V-50 Hz/8 W	59	99
836 126 275	3/4"	13	230 V-50 Hz/8 W	59	99
836 221 618	3/4"	13	24 V =	65	99
836 221 634	1"	20	24 V =	80	119
836 126 289	1"	20	24 V-50 Hz/8 W	80	119
836 126 291	1"	20	230 V-50 Hz/8 W	80	119

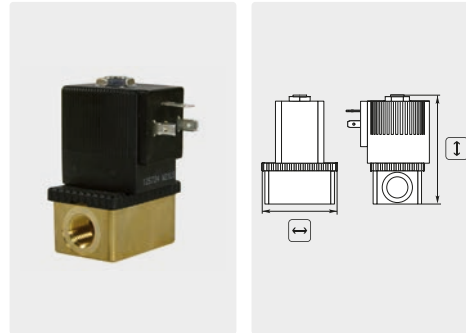
Coil type 5281-6213



50 Hz

R+M Nr.	V
836 126 436	24 V/8 W
836 126 430	230 V/8 W

Type 6013 without connector



0 - 25 bar / -10 - +120 °C. FKM seal (hot air, oxygen, chemicals)

R+M Nr.	⊙	DN	coil	⊞	⊚
836 137 538	1/4"	2	24 V-50 Hz/8 W	49	72
836 137 540	1/4"	2	230 V-50 Hz/8 W	49	72
836 137 537	1/4"	2	24 V =	49	72

Coil type 6013



50 Hz

R+M Nr.	V
836 645 556	24 V/8 W
836 645 558	230 V/8 W

Connector



R+M Nr.
833 50

Further solenoid valves are on page 78 and 88. Other models are available on request.

Distributor connector block



Stainless steel. 2 x 3 connections.
H x W x D: 36 x 193 x 40 mm. 290 g.
Max. 10 bar. 150 °C

R+M Nr.	6 x ⊙	⊕	⊞
725 061 012	1/2" F	1" F	1" F



Stainless steel. 4 connections.
H x W x D: 36 x 243 x 40 mm. 390 g.
Max. 10 bar. 150 °C

R+M Nr.	4 x ⊙	⊕	⊞
725 041 012	1/2" F	1" F	1" F

