

## Höchstdruckschläuche

Schläuche mit zwei Drahteinlagen und gewickelter Decke. Typ 2SC. DN 10. 3,5-fache Sicherheit. Edelstahl Armaturen. Max. 150 °C

### Dichtkegel (DKOS)

M22 : M22




maxpressure. Typ 2SC.  
Max. 500 bar

| R+M Nr.       | ↔    |
|---------------|------|
| 358 177 310 9 | 10 m |
| 358 177 315 9 | 15 m |
| 358 177 320 9 | 20 m |
| 358 177 330 9 | 30 m |

### AGR : AGR

3/8" : 3/8"




maxpressure. Typ 2SC.  
Max. 500 bar

| R+M Nr.       | ↔    |
|---------------|------|
| 358 144 310 9 | 10 m |
| 358 144 315 9 | 15 m |
| 358 144 320 9 | 20 m |
| 358 144 330 9 | 30 m |


### Handverschraubung

M22 : M22



maxpressure. Typ 2SC.  
Max. 500 bar

| R+M Nr.       | ↔    |
|---------------|------|
| 358 100 310 9 | 10 m |
| 358 100 315 9 | 15 m |
| 358 100 320 9 | 20 m |
| 358 100 330 9 | 30 m |




Typ 2SC.  
Max. 500 bar

| R+M Nr.       | ↔    |
|---------------|------|
| 364 100 310 9 | 10 m |
| 364 100 315 9 | 15 m |
| 364 100 320 9 | 20 m |
| 364 100 330 9 | 30 m |

Schläuche mit zwei Drahteinlagen und gewickelter Decke. DN 10. Edelstahl Armaturen. Max. 150 °C


### Handverschraubung

M24 : M24



maxpressure. 2SC.  
Max. 500 bar

| R+M Nr.       | ↔    |
|---------------|------|
| 358 197 310 9 | 10 m |
| 358 197 315 9 | 15 m |
| 358 197 320 9 | 20 m |
| 358 197 330 9 | 30 m |



2SC.  
Max. 500 bar

| R+M Nr.       | ↔    |
|---------------|------|
| 364 197 310 9 | 10 m |
| 364 197 315 9 | 15 m |
| 364 197 320 9 | 20 m |
| 364 197 330 9 | 30 m |



2SN.  
Max. 600 bar

| R+M Nr.       | ↔    |
|---------------|------|
| 368 697 610 9 | 10 m |
| 368 697 615 9 | 15 m |
| 368 697 620 9 | 20 m |
| 368 697 630 9 | 30 m |

Schläuche mit zwei Drahteinlagen und gewickelter Decke. DN 10. Edelstahl Armaturen. Max. 150 °C

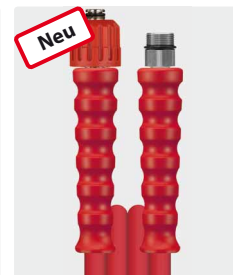
### Handverschraubung : AG

M24 : M24



maxpressure. 2SC.  
Max. 500 bar

| R+M Nr.        | ↔    |
|----------------|------|
| 358 114 431 09 | 10 m |
| 358 114 431 59 | 15 m |
| 358 114 432 09 | 20 m |
| 358 114 433 09 | 30 m |



2SC.  
Max. 500 bar


| R+M Nr.        | ↔    |
|----------------|------|
| 364 114 471 09 | 10 m |
| 364 114 471 59 | 15 m |
| 364 114 472 09 | 20 m |
| 364 114 473 09 | 30 m |

| R+M Nr. | ↔ |
|---------|---|
|         |   |
|         |   |
|         |   |
|         |   |

Schläuche mit zwei Drahteinlagen und glatter Decke. DN 6. Edelstahl Armaturen. Max. 150 °C

### Handverschraubung / AGR


M22 : M22



maxpressure. flexy 500.  
Max. 500 bar

| R+M Nr.       | ↔    |
|---------------|------|
| 338 000 310 9 | 10 m |
| 338 000 315 9 | 15 m |
| 338 000 320 9 | 20 m |
| 338 000 330 9 | 30 m |


M22 : 1/8"



flexy 500.  
Max. 500 bar

| R+M Nr.       | ↔    |
|---------------|------|
| 424 300 010 9 | 10 m |
| 424 300 015 9 | 15 m |
| 424 300 020 9 | 20 m |
| 424 300 030 9 | 30 m |

1/4" : 1/4"



flexy 500.  
Max. 500 bar

| R+M Nr.       | ↔    |
|---------------|------|
| 424 344 010 9 | 10 m |
| 424 344 015 9 | 15 m |
| 424 344 020 9 | 20 m |
| 424 344 030 9 | 30 m |