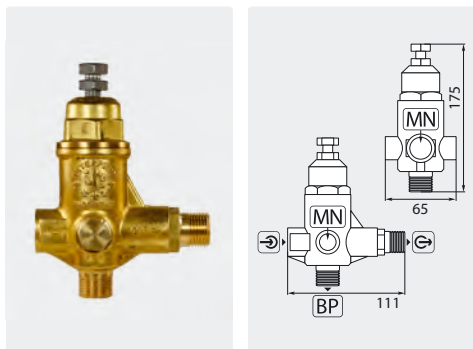


Vannes by-pass, INTERPUMP

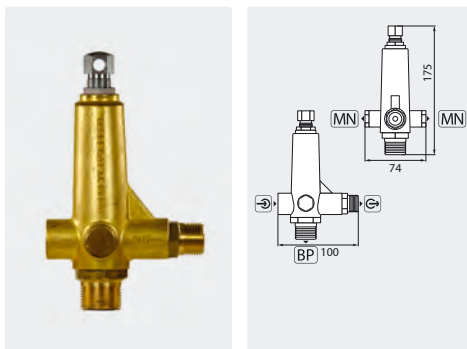
K1



☉ = entrée 3/8" F. ☉ = sortie 1/2" M.
 BP = by-pass 1/2" M.
 MN = manomètre 1/4" F. Max. 250 bar / 60 °C

R+M Nr.	☉
100 000 10	9 - 41 l/min

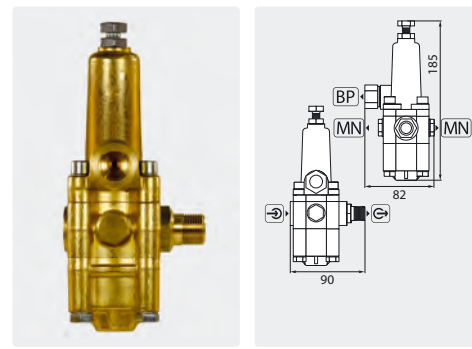
K5



☉ = entrée 3/8" F. ☉ = sortie 1/2" M.
 BP = by-pass 1/2" F - 3/4" M.
 MN = manomètre 1/4" F. Max. 200 bar / 60 °C

R+M Nr.	TYP	☉
100 000 51	K5.1	11 - 16 l/min
100 000 52	K5.2	16 - 25 l/min
100 000 53	K5.3	25 - 41 l/min

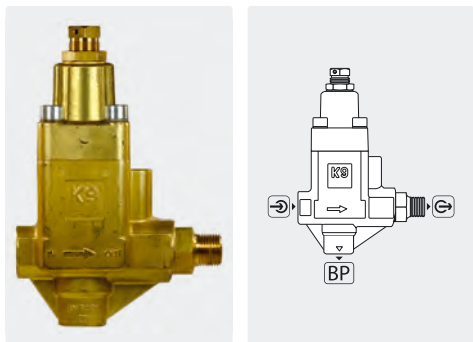
K7



☉ = entrée 3/8" F. ☉ = sortie 3/8" M.
 BP = by-pass 3/8" F.
 MN = manomètre 1/4" F. Max. 200 bar / 60 °C

R+M Nr.	TYP	☉
100 000 70	K7.0	8 - 11 l/min
100 000 71	K7.1	11 - 16 l/min
100 000 72	K7.2	16 - 25 l/min
100 000 73	K7.3	25 - 41 l/min


K9



☉ = entrée 1/2" F. ☉ = sortie 1/2" M.
 BP = by-pass 1/2" F.
 Max. 400 bar / 60 °C

R+M Nr.	☉
100 000 95	50 l/min

H253

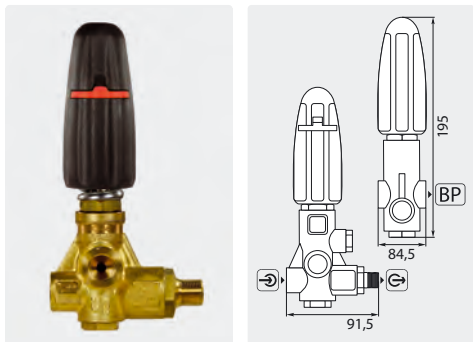


☉ = entrée 3/8" F. ☉ = sortie 3/8" M.
 BP = by-pass 3/8" F.
 Max. 250 bar / 60 °C

R+M Nr.	TYP	☉
100 012 53	inox	8 - 30 l/min

Informations complémentaires sur les vannes K1 . K5 . K7 . K9 . BKX. Ce type de vannes permet en phase by-pass la mise hors pression de tout le circuit haute-pression (pompe-flexible).

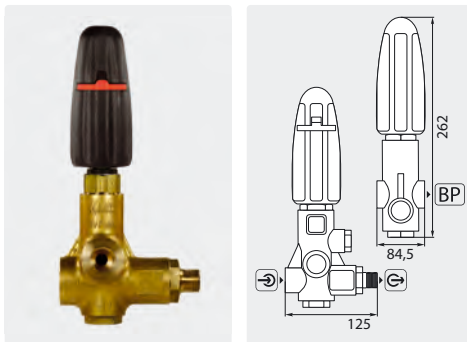
H284



☉ = entrée 3/8" F. ☉ = sortie 3/8" M.
 BP = by-pass 3/8" F.
 Max. 280 bar / 85 °C

R+M Nr.	☉
100 002 84	8 - 41 l/min


H450



☉ = entrée 1/2" F. ☉ = sortie 1/2" M.
 BP = by-pass 1/2" F.
 Max. 400 bar / 85 °C

R+M Nr.	☉
100 014 40	50 l/min

H560



☉ = entrée 1/2" F. ☉ = sortie 1/2" F. BP = by-pass 1/2" F. MN = manomètre 1/4" F.
 Max. 500 bar / 60 °C

R+M Nr.	TYP	☉
100 005 60	inox	60 l/min

Symboles ☉ entrée ☉ sortie BP by-pass MN manomètre ☉ débit TYP type Ⓢ poids ○ filetage