

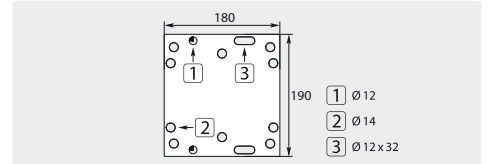
easywash365+ car wash ceiling booms with suspension

easywash365+ standard



Stainless steel. Ready for installation with two integrated swivels and professional high pressure hose with spring and integrated hose bend restrictors. Axle 2-ball bearings and permanently lubricated. Max. 275 bar / 90 °C.

R+M Nr.	↔	⊕	⊖	⊞
109 766 972	1750 mm	1/4" F	1/4" M	8.0 kg

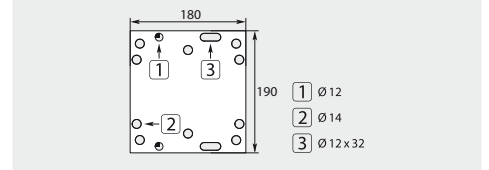


easywash365+ car wash ceiling boom-Z



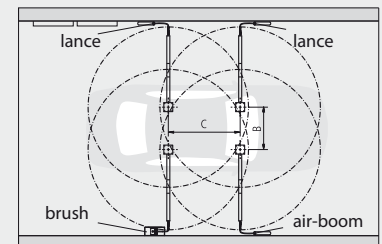
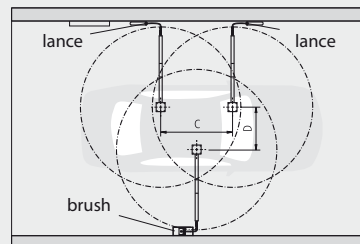
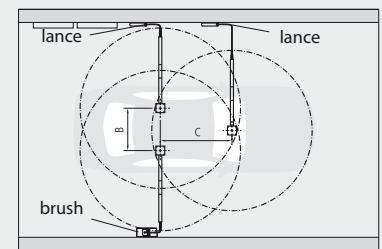
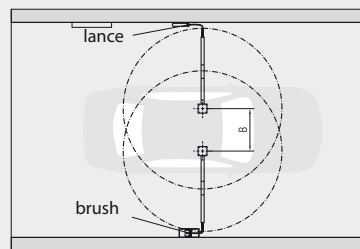
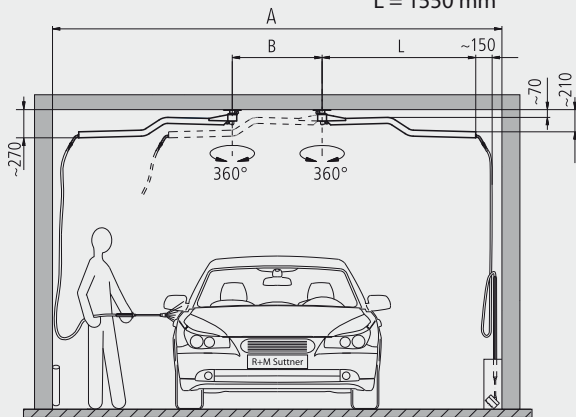
Stainless steel. Ready for installation with two integrated swivels and professional high pressure hose with spring and integrated hose bend restrictors. Axle 2-ball bearings and permanently lubricated. Especially designed for using two booms side by side. Max. 275 bar / 90 °C

R+M Nr.	↔	⊕	⊖	⊞
109 765 978	1550 mm	1/4" F	1/4" M	8.0 kg



Mounting example for ceiling boom-Z

- A = 4600 mm
- B = 900 mm
- C = 1500 mm
- D = 750 mm
- L = 1550 mm



Symbols ⊕ diameter ⊕ inlet ⊖ outlet ⊞ weight ↔ length