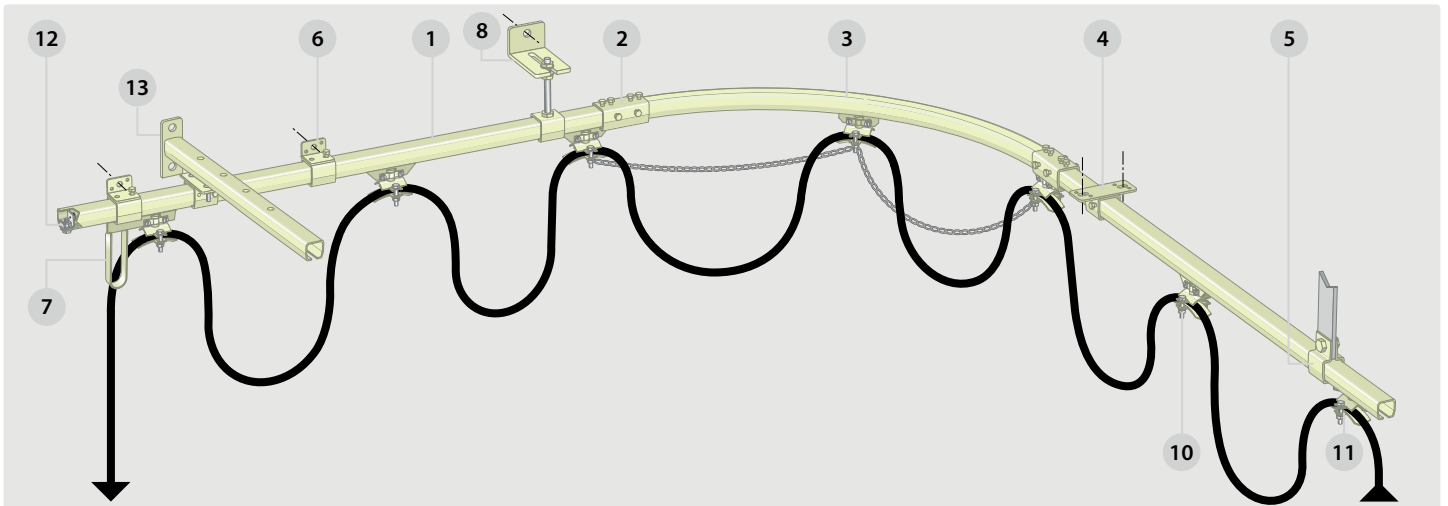
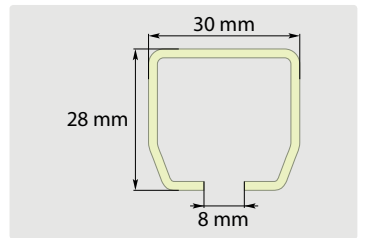
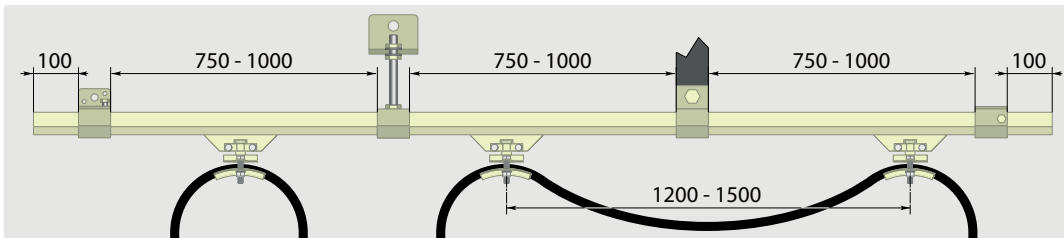


Hose guide system . zinc-plated steel . 30 mm profile



In case of angle installation it is recommended to connect the trolleys with a chain.



U-rails Connecting rails 90° u-rails Ceiling support brackets



R+M Nr.	↔
107 008 0	6 m



R+M Nr.	↔
107 208 0	80 mm



R+M Nr.	radius
107 508 0	650 mm



Hole size 63 mm

R+M Nr.	↔
107 608 0	40 mm

Mount base for flat iron



R+M Nr.	↔
107 908 0	40 mm

Wall mount base



R+M Nr.	↔
107 108 0	40 mm

Mounting brackets



R+M Nr.	↔
107 901 0	1 300 mm
107 902 1	2 VPE = 50

Adjustable bracket in height + double wall angle



Angle length 100 mm

R+M Nr.	TYP
107 808 1	1 angle
107 808 2	2 sleeve

Please use the hose guide system made out of stainless steel in case of saline conditions!