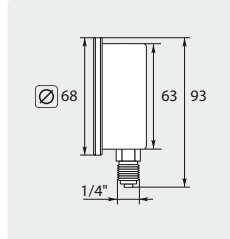


Pressure gauges

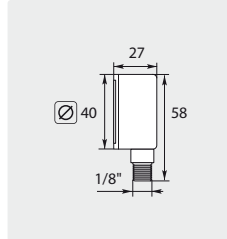
Glycerin filled



∅ 63 mm. Housing stainl. steel. Inlet at the bottom

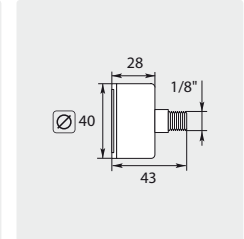
R+M Nr.	pressure range
548 90	0 - 25 bar
549 00	0 - 40 bar

Undamped



∅ 40 mm. Housing plastic. Inlet at the bottom

R+M Nr.	pressure range
547 10	0 - 16 bar



∅ 40 mm. Housing plastic. Inlet at the back

R+M Nr.	pressure range
547 50	0 - 12 bar

Further pressure gauges are on page 76.

Suttner intake filter & suction sets

ST-35 intake filter for water

Heavy version made out of plastic.
Valve nylon with rubber seal.
Stainless steel spring and screen.
Max. 60 °C



Without check valve



With check valve



Without check valve

Suction sets with suction filter ST-35



DN
13 - 19 mm
19 - 25 mm

R+M Nr.	∅	I
200 035 500	80	147
200 035 530	80	147

R+M Nr.	∅	I
200 035 510	80	147

R+M Nr.	∅	I
200 035 600	86	225
200 035 630	86	225

R+M Nr.	TYP	⊕	↔
731 12	without valve *	ÜM 3/4" F	3 m
731 21	with valve *	ÜM 3/4" F	3 m


* check valve

Intake filter for chemicals




DN 6 mm. Fine filter.
Fine core stainless steel screen with brazen bottom

R+M Nr.	∅	I
730 25	22	55



DN 6 mm. ST-32.
Brass

R+M Nr.	∅	I
200 032 800	20	32



DN 6 - 8 mm. ST-32.
Stainless steel

R+M Nr.	∅	I
200 032 600	19	39



DN 6 - 8 mm. ST-31
without check valve.
Plastic.
Brass weight

R+M Nr.	∅	I
200 031 600	20	75



DN 6 - 8 mm. ST-31
without check valve.
Plastic. Stainless steel weight

R+M Nr.	∅	I
200 031 615	20	75



DN 6 - 8 mm.
ST-31R with check valve.
Plastic.
Brass weight

R+M Nr.	∅	I
200 031 610	20	75



DN 6 - 8 mm.
ST-31R with check valve.
Plastic.
Stainless steel weight

R+M Nr.	∅	I
200 031 611	20	75

Symbols DN nominal diameter V voltage ↔ flow I height ∅ diameter ⊙ thread TYP type ⊕ inlet ↔ width I volume