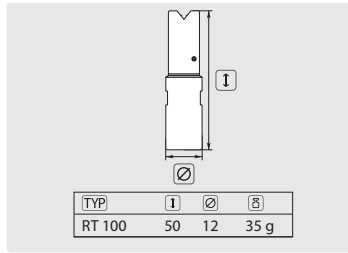


Sewer cleaning nozzles

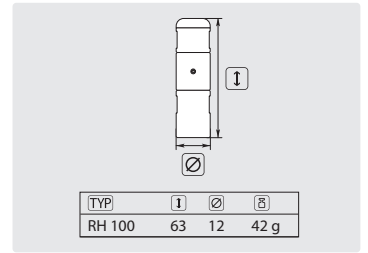
Rotating nozzles RT . 1,000 bar



Stainless steel. Rotating body hp-bronze. Compact model, universally applicable. Extreme cleaning performance, removes hard deposits. Pressure max. 1,000 bar

R+M Nr.	TYP	⊖	⊙	side jet	front jet
652 710 006	RT 100	6 l/100 bar	1/8" F	2	2
652 710 014	RT 100	14 l/100 bar	1/8" F	2	2

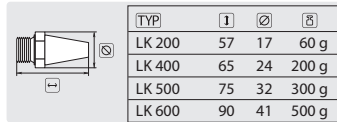
Rotating nozzles RH . 1,000 bar



Stainless steel. Rotating body hp-bronze. Compact model, universally applicable. Extreme cleaning performance, removes hard deposits. Pressure max. 1,000 bar

R+M Nr.	TYP	⊖	⊙	side jet
652 810 006	RH 100	6 l/100 bar	1/8" F	2
652 810 010	RH 100	10 l/100 bar	1/8" F	2
652 810 014	RH 100	14 l/100 bar	1/8" F	2

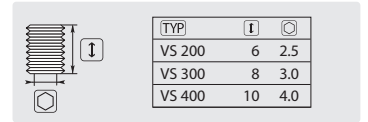
Cone shape nozzles LK . 500 bar *



Stainless steel. Extremely high impact force. Long reach. Pressure max. 500 bar. Applications: cleaning of shafts. Delivery time of approx. 3 - 4 weeks

R+M Nr.	TYP	orifice ∅	⊙
652 400 01	LK 200	2 - 5 mm	1/4" M
652 400 02	LK 400	3 - 6 mm	1/2" M
652 400 03	LK 500	3 - 7 mm	3/4" M
652 400 04	LK 600	4 - 8 mm	1" M

Nozzle inserts solid stream VS . 500 bar



Stainless steel. Pressure max. 500 bar

R+M Nr.	TYP	orifice ∅	⊙
652 600 02	VS 200	0.6 - 2.0 mm	M6
652 600 03	VS 300	0.6 - 2.5 mm	M8
652 600 04	VS 400	0.6 - 3.8 mm	M10

*** When placing an order, please state flow rate + pressure!**

Symbols TYP type ⊙ thread R pipe ⊖ flow ⊗ weight ∅ diameter ⊖ length mm ⊕ inlet ⊗ outlet I height