


High pressure hoses for hose reels




Hoses with single wire braid and smooth cover

TYP	DN	P	°C	↔	R+M Nr.	R+M Nr.	R+M Nr.	R+M Nr.	R+M Nr.	R+M Nr.	R+M Nr.	R+M Nr.
Flexy	6	300 bar	100 °C	10 m	390 036 815		390 007 815	390 035 210		390 010 081 5		390 010 281 0
				15 m								390 010 281 5


Hoses with single wire braid and wrapped cover

TYP	DN	P	°C	↔	R+M Nr.	R+M Nr.	R+M Nr.	R+M Nr.	R+M Nr.	R+M Nr.	R+M Nr.	R+M Nr.
1SN	6	210 bar	150 °C	10 m								
				15 m	330 136 815	330 107 815						
				20 m								
2SC	6	400 bar	150 °C	10 m	335 136 810							
				15 m	335 136 815							
				20 m	335 136 820							
2SC	8	400 bar	150 °C	10 m	345 136 810							
				15 m	345 136 815							
				20 m	345 136 820							

M22 : M22 Brass



M22 : M22 Brass



Hoses with single wire braid and wrapped cover

TYP	DN	P	°C	↔	R+M Nr.	TYP	DN	P	°C	↔	R+M Nr.
1 SN	6	210 bar	150 °C	15 m	330 113 381 5	1SN	8	210 bar	150 °C	20 m	340 100 820 1
1 SN	8	210 bar	150 °C	15 m	340 113 381 5					30 m	340 100 830 1
						2 SC	8	400 bar	150 °C	20 m	345 100 820 1
										30 m	345 100 830 1
										40 m	345 100 840 1

Hose with single wire braid and smooth cover

TYP	DN	P	°C	↔	R+M Nr.
flexy	6	300 bar	100 °C	15 m	390 013 381 5

Our hose assemblies are durably marked on the crimp in accordance with EN 853 / EN 856 / EN 855.

Symbols Ø diameter DN nominal diameter P pressure °C temperature ↔ length TYP type