





High pressure hoses with *smooth* cover

Quick screw couplings : quick screw couplings

QSC : plug swivel

QSC : plug

M22 : M22

M22 : M22
swivelM22 : \varnothing 11
swivelM22 : \varnothing 10
(15.5)Hoses with single wire braid and *smooth* cover

TYP	DN	P	°C	↔	R+M Nr.	R+M Nr.	R+M Nr.	R+M Nr.
Flexy	6	300 bar	100 °C	10 m	390 000 321 0	390 001 121 0	390 011 321 0	390 010 321 0
				15 m	390 000 321 5	390 001 121 5	390 011 321 5	390 010 321 5
				20 m	390 000 322 0	390 001 122 0	390 011 322 0	390 010 322 0
1SN	8	250 bar	150 °C	10 m	340 600 321 0	340 601 121 0	340 611 321 0	340 610 321 0
				15 m	340 600 321 5	340 601 121 5	340 611 321 5	340 610 321 5
				20 m	340 600 322 0	340 601 122 0	340 611 322 0	340 610 322 0
1SN	8	315 bar	150 °C	10 m	343 600 321 0	343 601 121 0	343 611 321 0	343 610 321 0
				15 m	343 600 321 5	343 601 121 5	343 611 321 5	343 610 321 5
				20 m	343 600 322 0	343 601 122 0	343 611 322 0	343 610 322 0
1SN	10	210 bar	150 °C	10 m	350 600 321 0	350 601 121 0		
				15 m	350 600 321 5	350 601 121 5		
				20 m	350 600 322 0	350 601 122 0		

Hoses with double wire braid and *smooth* cover

TYP	DN	P	°C	↔	R+M Nr.	R+M Nr.	R+M Nr.	R+M Nr.
2SN	8	400 bar	150 °C	10 m	345 600 321 0	345 601 121 0	345 611 321 0	
				15 m	345 600 321 5	345 601 121 5	345 611 321 5	
				20 m	345 600 322 0	345 601 122 0	345 611 322 0	
2SN	10	400 bar	150 °C	10 m	355 600 321 0	355 601 121 0		
				15 m	355 600 321 5	355 601 121 5		
				20 m	355 600 322 0	355 601 122 0		




High pressure hoses with *wrapped* cover

plug : plug

ST-247 : \varnothing 11 swivel

ST-247 : ST-247

stainless steel

Hoses with double wire braid and *wrapped* cover

TYP	DN	P	°C	↔	R+M Nr.	R+M Nr.	R+M Nr.	R+M Nr.
2SC	8	400 bar	150 °C	10 m	345 115 551 0	345 114 851 0	347 114 851 0	346 114 851 0
				15 m	345 115 551 5	345 114 851 5	347 114 851 5	346 114 851 5
				20 m	345 115 552 0	345 114 852 0	347 114 852 0	346 114 852 0

Our hose assemblies are durably marked on the crimp in accordance with EN 853 / EN 856 / EN 855.

Symbols \varnothing diameter DN nominal diameter P pressure °C temperature ↔ length TYP type