

Raccords manuels

Raccord manuel : filetage mâle



Standard M22 F : mâle. Noir.
Max. 400 bar / 150 °C



Standard M21 F : mâle. Gris.
Max. 400 bar / 150 °C



Compact M22 F : mâle. Noir.
Max. 400 bar / 150 °C

AG
1/4"
3/8"
1/2"
M16
M18
M21
M22


R+M Nr.	l
561 40	49 mm
561 60	46 mm
561 66	50 mm
561 80	51 mm
561 90	47 mm
561 98	49 mm
561 95	60 mm

R+M Nr.	l
564 20	44 mm
564 40	45 mm
564 50	43 mm
564 62	49 mm
564 60	60 mm


R+M Nr.	l
560 30	28 mm



Compact M21 F : mâle. Gris.
Max. 400 bar / 150 °C



Compact M22 F : mâle. Inox.
Max. 400 bar / 150 °C



M22 F : mâle. Inox.
Max. 500 bar


AG
1/4"
3/8"

R+M Nr.	l
563 20	27 mm

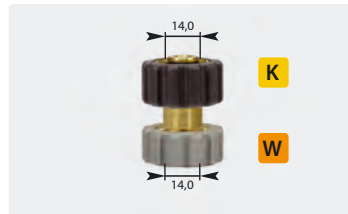
R+M Nr.	l
560 39	28 mm

R+M Nr.	l
561 49	48 mm
561 69	45 mm

Raccord manuel : raccord manuel



M22 F : M22 F.
Max. 400 bar / 150 °C



M22 F : M21 F.
Max. 400 bar / 150 °C

⊙

R+M Nr.	l
561 96	50 mm

R+M Nr.	l
561 97	50 mm