


Raccords manuels ST-241

Raccords manuels type "Europe"



1/2" F : femelle. Max. 300 bar / 150 °C



1/2" F : mâle. Max. 300 bar / 150 °C

1/4"
3/8"
1/2"

R+M Nr.	Ø
200 241 500	52 mm
200 241 520	52 mm
200 241 540	53 mm

R+M Nr.	Ø
200 241 510	56 mm
200 241 530	56 mm
200 241 550	58 mm



Femelle : 1/2" M. Max. 300 bar / 150 °C



Mâle : 1/2" M. Max. 300 bar / 150 °C



Joint torique adaptateurs

1/4"
3/8"
1/2"


R+M Nr.	Ø
200 241 700	34 mm
200 241 720	34 mm
200 241 740	36 mm

R+M Nr.	Ø
200 241 710	38 mm
200 241 730	38 mm
200 241 750	40 mm

R+M Nr.	VPE
050 000 160	1
791 025 100	100

Raccords manuels rotatifs, Mosmatic

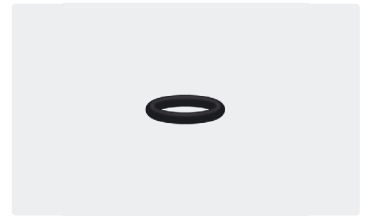
Raccord manuel : filetage mâle



M22 F : mâle. Max. 250 bar / 120 °C



M21 F : mâle. Max. 250 bar / 120 °C



Joint torique MSM

1/4"
3/8"
M18
M22

R+M Nr.	Ø
108 701 01	47 mm
108 701 03	48 mm
108 701 07	42 mm
108 701 09	46 mm


R+M Nr.	Ø
108 700 01	47 mm
108 700 03	48 mm
108 700 07	42 mm

R+M Nr.	VPE
790 35	1
790 351 00	100

Raccord manuel : filetage femelle



M22 F : femelle. Max. 250 bar / 120 °C



M21 F : femelle. Max. 250 bar / 120 °C

1/4"
3/8"

R+M Nr.	Ø
108 701 02	47 mm
108 701 04	48 mm

R+M Nr.	Ø
108 700 02	47 mm
108 700 04	48 mm