Accessories for wall cleaner . . . 314
Accessories quick connect spray nozzles . . . 304
Accessories wash brushes . . . 310
Adjustable nozzle ST-51.1 . . . 302
Adjustable nozzles . . . 302
Brush holder . . . 311
Ceramic high pressure nozzles . . . 287
Cleantecs rotating nozzles with carbide insert . . . 300
Coupling-system ST-245 . . . 305
easywash365+ brush holder . . . 311
easywash365+ wash brushes - large areas are completely clean from now on! . . . 308
Flat jet lances . . . 303
Further information about high pressure nozzles . . . 290-291
High pressure nozzles . . . 286-287
High-pressure telescopic lances accessories . . . 314
hydroblade® Nozzle System . . . 288
hydroblade® Nozzles . . . 287
Lance clips . . . 296
Mud suckers . . . 306
Nozzle protector and nozzle holder . . . 289
Quick connect nozzle set by Suttner . . . 304
R+M / Suttner high-pressure telescopic lances . . . 313
Rotating brushes . . . 310
Rotating nozzles . . . 301
Sandblast kits . . . 311-312
Self-service lances . . . 311
Spray width depending on spray angle and distance . . . 291
ST-33 High Pressure Filter . . . 294
ST-559 Suttner rotating nozzles with carbide insert . . . 293
Suttner rotating nozzles in different colours . . . 294
Suttner rotating nozzles with ceramic insert . . . 292-300
Suttner rotating nozzles without plastic cap . . . 294
Telescopic lances and easyclean365+ wash brushes . . . 307
Tip cleaner . . . 286
Universal bracket . . . 302
Vario nozzles and triple nozzles . . . 301-302
Vorwerk lances & wash brushes . . . 309
Wall cleaner . . . 314
Wash brushes . . . 308-309

High pressure nozzles

1/4" M NPT

Impact = 100 %

D	0° R+M Nr.	15° R+M Nr.	25° R+M Nr.	40° R+M Nr.	65° R+M Nr.
02	610 05	613 05	617 50	620 30	625 20
025	610 07	613 07	617 65	620 35	625 25
03	610 10	613 10	617 70	621 00	625 30
034		613 20	617 80		625 35
035	610 20		617 85	621 20	
04	610 30	613 30	617 90	621 30	625 40
045	610 40	613 40	618 00	621 40	625 50
05	610 50	613 50	618 10	621 50	625 60
055	610 60	613 60	618 20	621 60	625 70
06	610 70	613 70	618 30	621 70	625 80
065	610 80	613 80	618 40	621 80	625 90
07	610 90	613 90	618 50	621 90	626 00
075	611 00	614 00	618 60	622 00	
08	611 10	614 10	618 70	622 10	626 10
085	611 20	614 20	618 80	622 20	
09	611 30	614 30	618 90	622 30	626 20
10	611 40	614 40	619 00	622 40	626 30
11	611 50	614 50	619 10	622 50	
12	611 60	614 60	619 20	622 60	
13	611 70	614 70	619 30	622 70	
14	611 75	614 75	619 35		
15	611 80	614 80	619 40	622 80	626 50
20	611 90	614 90	619 50	622 90	626 60
25	612 00	615 00	619 60	623 00	
30	612 10	615 10	619 70	623 20	626 70
35	612 50	615 20	619 75	623 25	
40	612 15	615 25	619 80	623 30	
50	612 20	615 35	619 90	623 32	

1/4" M NPT - VVSS

Impact = 100 %

D	40° R+M Nr.	65° R+M Nr.	80° R+M Nr.		
01	620 20	625 10	627 000 1		
015	620 25	625 15	627 00		
02	620 29		627 02		
03			627 03		

1/8" M NPT - VVSS

Impact = 100 %

D	40° R+M Nr.	65° R+M Nr.			
01	638 01	639 55 *			
015		639 56			
02		639 57			
03		639 58			

* brass

Symbols D nozzle

1/8" M NPT

Impact = 100 %

D	0° R+M Nr.	15° R+M Nr.	25° R+M Nr.	40° R+M Nr.	65° R+M Nr.
02	630 08	632 05	635 00		
03	630 10	632 10	635 10	638 10	
035		632 15	635 15		
04	630 20	632 20	635 20	638 20	639 591
045	630 30	632 30	635 30	638 30	
05	630 40	632 40	635 40	638 40	639 60
055	630 50	632 50	635 50	638 50	
06	630 60	632 60	635 60	638 60	639 61
065	630 70	632 70	635 70	638 70	
07	630 80	632 80	635 80	638 80	
075	630 90	632 85	635 90	638 90	
08	631 00	633 00	636 00	639 00	
085	631 10	633 10	636 10	639 10	
09	631 20	633 20	636 20	639 20	
10	631 30	633 30	636 30	639 30	639 65
11	631 40		636 40		
12	631 50			639 50	
15		633 60	636 80		

High pressure nozzles

Tip nozzle

Impact = 100 %

D	0° R+M Nr.	15° R+M Nr.	25° R+M Nr.	40° R+M Nr.	65° R+M Nr.
02	600 02	602 40	604 90	607 40	609 052
025		602 45	604 95		609 052
03	600 05	602 50	605 00	607 50	609 053
034	600 06	602 55	605 05		609 34
04	600 10	602 60	605 10	607 60	609 10
045	600 20	602 70	605 20	607 70	
05	600 30	602 80	605 30	607 80	609 30
055	600 40	602 90	605 40	607 90	609 305
06	600 50	603 00	605 50	608 00	
065	600 60	603 10	605 60	608 10	
07	600 70	603 20	605 70	608 20	
075	600 75	603 25	605 75	608 25	
08	600 80	603 30	605 80	608 30	609 008
085	600 90	603 40	605 90		
09	601 00	603 50	606 00	608 40	
10	601 10	603 60	606 10	608 60	609 100
12		603 70	606 20	608 66	
13	601 30	603 80	606 30	608 70	
15	601 40	603 90	606 40	608 80	
20	601 50		606 50	609 00	609 200

Tip cleaner

High speed steel (HSS) with aluminium shaft. ↔ 42 mm

R+M Nr.	⌀
200 049 042	0.5

High pressure nozzles

Power 1/4" M NPT - PMEG

Impact = 250 %

D	15° R+M Nr.	25° R+M Nr.			
04	613 305	617 905			
045	613 405	618 005			
05	613 505	618 105			
055	613 605	618 205			
06	613 705	618 305			
065	613 805	618 405			

Power 1/8" M NPT - PMEG

Impact = 250 %

D	15° R+M Nr.	25° R+M Nr.
04	632 205	635 205
045	632 305	635 305
05	632 405	635 405
055	632 505	635 505
06	632 605	635 605
065	632 705	635 705

Nozzle filter VV

Brass. Max. 70 bar

R+M Nr.	nozzle
649 90	1/4"
649 95	1/8"

Ceramic high pressure nozzles

1/4" M NPT

Impact = 100 %. Max. 300 bar / 125 °C

* limited stock

D	0° R+M Nr.	15° R+M Nr.	25° R+M Nr.	40° R+M Nr.	
02	610 056*	613 056*		620 306*	
025		613 076	617 656	620 356	
03		613 106	617 706	621 006	
035		613 206	617 806		
04		613 306	617 906	621 306	
045		613 406	618 006	621 406	
05		613 506	618 106	621 506	
055		613 606	618 206	621 606	
06		613 706*	618 306	621 706*	
065			618 406	621 806	
07		613 906*	618 506		
08	611 106*				
11		614 506*			
15		614 806*			

- » Ceramic inserts provide up to 10 times the life of stainless steel inserts, maximizing your return of investment and decreasing downtime for nozzle replacement.
- » Extra long life ceramic orifice is nearly diamond-hard to resist wear.
- » The used ceramic is specially designed for high pressure and elevated temperature.
- » The extremely hard ceramic insert guarantees a more precise and stronger
- » Wedge-shaped orifice insert seats tightly as spray pressure increases.
- » The external body made out of stainless steel V2A / AISI 304 has a polished surface which is resistant to rust and slight damages.
- » The nozzles are equipped with a 1/4" M NPT connection.

hydroblade® Nozzles

Nozzles and O-rings
hydroblade®
Max. 400 bar / 150 °C

- » Strong and uniform flat jet with extraordinarily narrow jet depth
- » Application: High pressure and steam jet cleaning
- » Suitable for existing systems
- » Stainless steel

D	0° R+M Nr.	15° R+M Nr.	25° R+M Nr.	40° R+M Nr.
034		127 015 034	127 025 034	
040	127 100 040	127 015 040	127 025 040	127 040 040
045	127 100 045	127 015 045	127 025 045	127 040 045
050	127 100 050	127 015 050	127 025 050	127 040 050
055	127 100 055	127 015 055	127 025 055	127 040 055
060	127 100 060	127 015 060	127 025 060	127 040 060
065			127 025 065	
070	127 100 070	127 015 070	127 025 070	127 040 070
075		127 015 075	127 025 075	
080		127 015 080	127 025 080	
090			127 025 090	
100			127 025 100	

hydroblade® Nozzle System

Set consists of nozzle holder, 6 equal nozzles and O-rings. Max. 400 bar / 150 °C

- » Strong and uniform flat jet with extraordinarily narrow jet depth
- » Application: High pressure and steam jet cleaning
- » Suitable for existing systems
- » Stainless steel

D	0° R+M Nr.	15° R+M Nr.	25° R+M Nr.	40° R+M Nr.
034		126 015 034	126 025 034	
040	126 100 040	126 015 040	126 025 040	126 040 040
045	126 100 045	126 015 045	126 025 045	126 040 045
050	126 100 050	126 015 050	126 025 050	126 040 050
055	126 100 055	126 015 055	126 025 055	126 040 055
060	126 100 060	126 015 060	126 025 060	126 040 060
065			126 025 065	
070		126 015 070	126 025 070	126 040 070
075	126 100 075	126 015 075	126 025 075	
080		126 015 080	126 025 080	
090			126 025 090	
100			126 025 100	

hydroblade® Benchmark

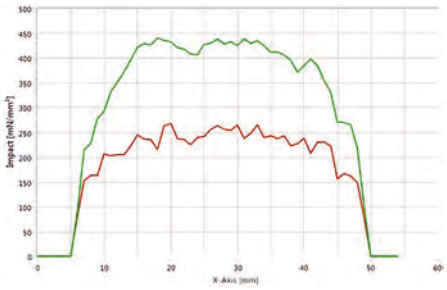

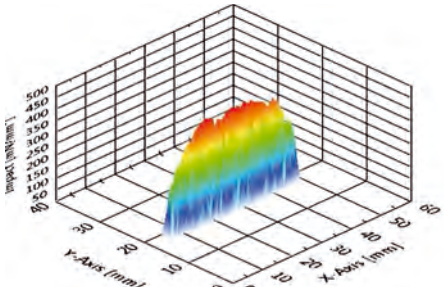

hydroblade® flat jet nozzles feature a homogenous liquid and pressure distribution. Highly efficient jets are achieved with spray angles of up to 40°. Thanks to the flow geometry of the nozzles, a compact and controlled jet is generated.

The **hydro**blade® set consists of nozzle holder, 6 equal nozzles, and corresponding O-rings.

1/4" F : M20 M.
Nozzle holder.
Stainless steel

R+M Nr.
200 088 125

M20x1 F.
Nozzle protector.
Brass

R+M Nr.
020 000 085

Symbols D nozzle

Nozzle protector and nozzle holder

2-component nozzle protector ST-10

The ST-10 is the ideal combination made out of hard and soft plastics. The nozzle protector is suitable for cold and hot water applications in the car wash, agriculture and food industry. The ST-10 is unimpeachable, protects your nozzles and preserves the surfaces to be cleaned at the same time. Suitable for nozzles 1/4" M NPT. Zinc-plated steel max. 400 bar. Stainless steel max. 500 bar

Plastic. Zinc-plated steel

R+M Nr.
200 010 500

Plastic. Zinc-plated steel

R+M Nr.
200 010 510

Plastic. Zinc-plated steel

R+M Nr.
200 010 520

Plastic. Zinc-plated steel

R+M Nr.
200 010 530

Plastic. Stainless steel

R+M Nr.
200 010 770

Plastic. Stainless steel

R+M Nr.
200 010 760

For nozzles with filter. Plastic. Stainless steel.

R+M Nr.
200 010 745

For nozzles with filter. Plastic. Stainless steel.

R+M Nr.
200 010 725

Plastic. Stainless steel

R+M Nr.
200 010 700

Plastic. Stainless steel

R+M Nr.
200 010 710

Plastic. Stainless steel

R+M Nr.
200 010 720

Plastic. Stainless steel

R+M Nr.
200 010 730

Plastic. Stainless steel

R+M Nr.
200 010 755

Plastic. Stainless steel

R+M Nr.
200 010 740

For nozzles 1/4" M NPT

ST-005. Plastic. Zinc-plated steel

R+M Nr.
200 000 003

ST-005. Plastic. Stainless steel

R+M Nr.
200 000 008

Rubber. Zinc-plated steel

R+M Nr.
519 05

ST-12. Plastic. Zinc-plated steel

R+M Nr.
200 012 500

Socket 1/4" F NPT : 3/8" F. Stainless steel.

R+M Nr.
710 101 350

Socket. Round. Stainless steel

R+M Nr.
040 004 100

For nozzles 1/4" M BSP



Socket. Brass. Quadrangle

R+M Nr.
518 00

For nozzles 1/8" M

ST-005. Plastic. Zinc-plated steel

R+M Nr.
200 000 004

Socket. Hexagon. Stainless steel

R+M Nr.
518 70

Socket. Plastic. For nozzle with hexagon 13 + 14

R+M Nr.
519 32

2-component nozzle protector ST-10. Plastic. Stainless steel

R+M Nr.
200 010 830

For tip nozzles

1/4" F : M18 M. Nozzle holder EG. Brass

R+M Nr.
010 000 043

O-ring. Nozzle holder EG

R+M Nr.
790 25

M18 F. Nozzle holder EG. Stainless steel

R+M Nr.
040 000 041

M18 F. Nozzle protector

R+M Nr.
519 60

1/4" F. Nozzle protector complete without nozzle tip.

R+M Nr.
519 601



1/4" F : M18 F. Adaptor. Brass

R+M Nr.
519 40

1/4" M : M18 F. Adaptor 2 pieces

R+M Nr.
519 70

3/8" M : M18 F. Adaptor. Stainless steel

R+M Nr.
040 001 125

Adaptor lances 500 bar

K

1/4" M : M20 F. Stainless steel

R+M Nr.
519 714 209

Further information about high pressure nozzles

Output in l/min depends on pressure in bar

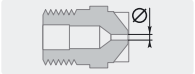

		Pressure in bar											
		3	10	20	30	40	50	60	70	80	90	100	110
D	⌀*	←	←	←	←	←	←	←	←	←	←	←	←
01	0.59	0.4	0.7	1.0	1.3	1.4	1.6	1.7	1.8	2.0	2.1	2.2	2.3
015	0.71	0.6	1.0	1.5	1.8	2.1	2.4	2.6	2.8	3.0	3.2	3.4	3.6
02	0.84	0.8	1.4	2	2.5	2.8	3.2	3.5	3.7	4.0	4.2	4.5	4.7
025	0.94	1.0	1.6	2.5	3.1	3.5	4.0	4.3	4.7	5.0	5.3	5.6	5.9
03	1.03	1.2	2.0	3.1	3.7	4.3	4.8	5.3	5.7	6.1	6.3	6.8	7.1
035	1.10	1.4	2.5	3.6	4.2	4.9	5.5	6.0	6.5	7.0	7.4	7.8	8.2
04	1.21	1.6	2.8	4.1	5.2	5.9	6.6	7.3	7.8	8.4	8.9	9.4	9.8
045	1.26	1.8	3.1	4.5	5.5	6.4	7.1	7.8	8.4	9.0	9.6	10.2	10.5
05	1.33	2.0	3.5	5.1	6.2	7.1	8.0	8.7	9.4	10.0	10.7	11.3	11.8
055	1.39	2.1	3.9	5.6	6.8	7.8	8.7	9.6	10.3	11.1	11.8	12.4	13.0
06	1.46	2.4	4.1	6.1	7.4	8.6	9.6	10.4	11.3	12.1	12.8	13.6	14.3
065	1.52	2.6	4.5	6.6	8.0	9.3	10.4	11.3	12.3	13.2	14.0	14.7	15.4
07	1.57	2.8	5.0	7.1	8.6	10.0	11.2	12.2	13.2	14.1	15.0	15.8	16.6
075	1.63	3.0	5.3	7.6	9.3	10.7	12.0	13.1	14.2	15.2	16.1	16.9	17.7
08	1.68	3.1	5.6	8.2	9.8	11.3	12.7	14.0	15.1	16.1	17.1	18.0	18.9
085	1.73	3.3	6	8.7	10.4	12.1	13.5	14.8	16.0	17.1	18.1	19.1	20.0
09	1.78	3.5	6.5	9.2	11.1	12.8	14.3	15.7	17.0	18.0	19.2	20.2	21.2
10	1.88	3.9	7.0	10.2	12.3	14.2	16.0	17.4	18.9	20.1	21.4	22.5	23.6
11	1.96	4.3	7.8	11.2	13.4	15.5	17.3	19.0	20.5	22.0	23.3	24.5	25.7
12	2.05	4.7	8.4	12.3	14.6	16.9	18.9	20.8	22.4	24.0	25.4	26.8	28.1
13	2.13	5.1	9.5	13.3	15.9	18.3	20.5	22.5	24.3	26.0	27.5	29.0	30.4
14	2.21	5.5	10.2	14.3	17.1	19.7	22.1	24.2	26.1	28.0	29.6	31.3	32.8
15	2.30	5.9	10.8	15.3	18.5	21.3	23.9	26.1	28.3	30.2	32.1	33.8	35.3
20	2.66	7.9	14	20.5	24.7	28.5	31.9	34.9	37.8	40.3	42.7	45.1	47.2
30	3.25	11.8	21.1	30.5	37.0	42.7	47.8	52.4	56.6	60.5	64.2	67.6	70.9
40	3.76	15.6	28.0	40.5	49.4	57.0	63.7	69.8	75.4	80.7	85.5	90.2	94.6
50	4.28	19.5	35.3	50.5	61.50	71.00	79.50	87.00	94.00	101.00	107.00	112.50	118.00

Choosing the suitable nozzle is most important for output and smooth function of the high pressure cleaner:

Nozzle too small = machine permanently switches into bypass or off.
Nozzle too wide = machine has a small output, lower pressure.

How to choose the suitable nozzle?
Attention: pressure and flow of the high pressure cleaner must be known
e.g. 15 l/min (900 l/h) - working pressure of 150 bar.

1. In the first line (pressure in bar) please go to column "150".
2. Follow column "150" down to find l/min: take "15.2" (nearest to 15).
3. Turn left in line "15.2" until the first column and stop at nozzle type "055".
4. The size you need is "055"
5. On pages 286-288 please select type of nozzle and spray angle.
6. In line "055" please find the R+M Nr. of the nozzle you need.

Important for excellent high pressure cleaning is the impact of the spray jet which is made up of 4 features.



water flow | water pressure | spray angle | spray distance

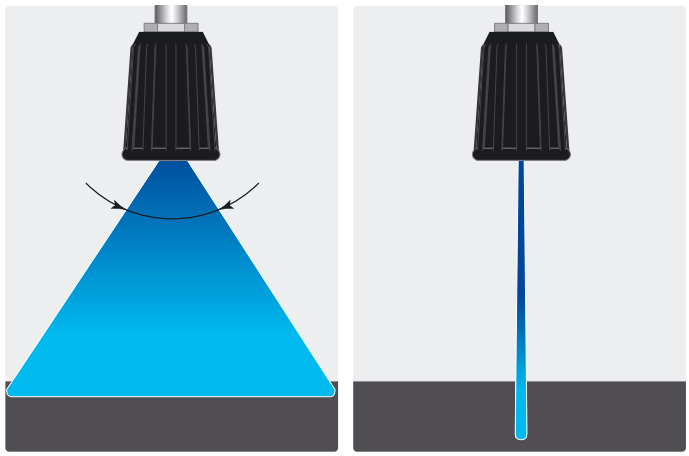

low impact = high surface efficiency	high impact = small surface efficiency

* hole diameter in mm

Further information about high pressure nozzles

Output in l/min depends on pressure in bar

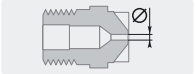

		Pressure in bar											
		120	130	140	150	160	175	200	225	250	300	400	500
D	⌀	⊢	⊢	⊢	⊢	⊢	⊢	⊢	⊢	⊢	⊢	⊢	⊢
01	0.59	2.4	2.5	2.6	2.7	2.8	2.9	3.1	3.3	3.5	3.8	4.4	4.9
015	0.71	3.7	3.8	4.0	4.2	4.3	4.5	4.8	5.1	5.4	5.9	6.7	7.5
02	0.84	4.8	5.0	5.3	5.4	5.6	5.9	6.3	6.7	7.0	7.7	8.9	9.9
025	0.94	6.1	6.4	6.6	6.9	7.1	7.5	8.0	8.5	9.0	9.9	11.4	12.7
03	1.03	7.4	7.7	8.0	8.3	8.6	9.0	9.6	10.2	10.7	11.8	13.5	15.1
035	1.10	8.6	8.9	9.2	9.5	9.8	10.3	11.0	11.7	12.3	13.8	15.5	17.8
04	1.21	10.3	10.7	11.1	11.5	11.9	12.4	13.3	14.1	14.8	16.3	18.7	20.9
045	1.26	10.9	11.4	11.8	12.2	12.6	13.2	14.1	15.0	15.8	17.4	19.9	22.3
05	1.33	12.4	12.9	13.4	13.8	14.3	14.9	16.0	16.9	17.9	19.7	22.6	25.3
055	1.39	13.6	14.1	14.7	**15.2**	15.7	16.4	17.5	18.6	19.6	21.7	25.0	28.0
06	1.46	14.9	15.5	16.0	16.7	17.2	18.0	19.2	20.4	21.5	23.7	27.1	30.3
065	1.52	16.1	16.8	17.4	18.0	18.6	19.4	20.8	22.0	23.2	25.6	29.3	32.7
07	1.57	17.3	18.0	18.7	19.3	20.0	20.9	22.3	23.7	25.0	27.1	31.3	35.0
075	1.63	18.5	19.3	20.0	20.7	21.4	22.4	23.9	25.3	26.7	29.4	33.7	37.7
08	1.68	19.7	20.5	21.3	22.0	22.8	23.8	25.5	27.0	28.5	31.4	35.9	40.2
085	1.73	20.9	21.8	22.6	23.4	24.1	25.3	27.0	28.6	30.2	34.5	39.8	44.5
09	1.78	22.1	23.0	23.9	24.7	25.5	26.7	28.6	30.3	31.9	35.1	40.2	45.0
10	1.88	24.6	25.6	26.6	27.6	28.5	29.8	31.8	33.7	35.6	39.2	44.9	50.2
11	1.96	26.9	28.0	29.1	30.1	31.1	32.5	34.7	36.8	38.8	43.4	50.1	56.0
12	2.05	29.4	30.6	31.7	32.8	33.9	35.4	37.9	40.2	42.4	46.7	53.4	59.8
13	2.13	31.8	33.1	34.4	35.6	36.7	38.4	41.1	43.6	45.9	50.5	57.8	64.7
14	2.21	34.2	35.6	37.0	38.3	39.5	41.4	44.3	46.9	49.4	55.0	63.5	71.0
15	2.30	36.9	38.4	39.9	41.3	42.6	44.6	47.7	50.6	53.3	58.7	67.2	75.2
20	2.66	49.3	51.3	53.2	55.1	56.9	59.5	63.6	67.5	71.1	78.2	89.6	100.0
30	3.25	74.0	77.1	80.0	82.8	85.5	89.4	95.6	101.0	107.0	118.0	136.0	151.0
40	3.76	98.8	103.0	107.0	110.0	114.0	119.0	127.0	135.0	143.0	156.0	180.0	202.0
50	4.28	123.00	128.00	133.00	138.00	142.50	149.00	159.00	168.50	178.00	195.00	224.50	251.00

Spray width depending on spray angle and distance

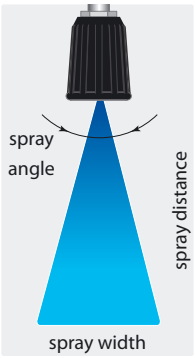

Angle	Distance in cm										
°	1	2	3	5	7	10	20	30	50	70	100
5°	0.09	0.17	0.26	0.44	0.61	0.87	1.75	2.62	4.37	6.11	8.73
10°	0.17	0.35	0.52	0.87	1.22	1.75	3.50	5.25	8.75	12.25	17.50
15°	0.26	0.53	0.79	1.32	1.84	2.63	5.27	7.90	13.17	18.43	26.33
20°	0.35	0.71	1.06	1.76	2.47	3.53	7.05	10.58	17.63	24.69	35.27
25°	0.44	0.89	1.33	2.22	3.10	4.43	8.87	13.30	22.17	31.04	44.34
40°	0.73	1.46	2.18	3.64	5.10	7.28	14.56	21.84	36.40	50.96	72.79
65°	1.27	2.55	3.82	6.37	8.92	12.74	25.48	38.22	63.71	89.19	127.41
80°	1.68	3.36	5.03	8.39	11.75	16.78	33.56	50.35	83.91	117.47	167.82
110°	2.86	5.71	8.57	14.28	19.99	28.56	57.13	85.69	142.81	199.94	285.63

Symbols ⌀ diameter D nozzle ⊢ flow

Suttner rotating nozzles with ceramic insert

ST-357.1

1/4" F. Spray angle 20°.
100 - 250 bar. Max. 100 °C

R+M Nr.	D
200 357 530	03
200 357 535	035
200 357 540	04
200 357 545	045
200 357 550	05
200 357 555	055
200 357 560	06
200 357 565	065
200 357 570	07
200 357 580	08
200 357 690	09
200 357 510	100

M18 F. Spray angle 20°.
100 - 250 bar. Max. 100 °C

R+M Nr.	D
200 357 330	03
200 357 335	035
200 357 340	04
200 357 345	045
200 357 350	05
200 357 355	055
200 357 360	06
200 357 365	065
200 357 370	07
200 357 380	08
200 357 390	09
200 357 310	100

1/8" M. Spray angle 20°.
100 - 250 bar. Max. 100 °C

R+M Nr.	D
200 357 430	03
200 357 435	035
200 357 440	04
200 357 445	045
200 357 450	05
200 357 455	055
200 357 460	06
200 357 465	065
200 357 470	07
200 357 480	08
200 357 490	09
200 357 410	100

Kit ST-357.1

R+M Nr.
200 357 232
200 357 237
200 357 242
200 357 247
200 357 252
200 357 257
200 357 262
200 357 267
200 357 272
200 357 282
200 357 292
200 357 212

TR20 adapter



TR20 F : 1/4" M.
Stainless steel.
Max. 400 bar / 150° C

R+M Nr.
565 685 19

ST-458.1

1/4" F. Spray angle 20°.
200 - 400 bar. Max. 100 °C

R+M Nr.	D
200 458 630	03
200 458 635	035
200 458 640	04
200 458 645	045
200 458 650	05
200 458 655	055
200 458 660	06
200 458 665	065
200 458 670	07
200 458 680	08
200 458 690	09
200 458 610	100

M18 F. Spray angle 20°.
200 - 400 bar. Max. 100 °C

R+M Nr.	D
200 458 331	03
200 458 335	035
200 458 340	04
200 458 345	045
200 458 350	05
200 458 355	055
200 458 360	06
200 458 365	065
200 458 370	07
200 458 380	08
200 458 390	09
200 458 310	100

1/8" M. Spray angle 20°.
200 - 400 bar. Max. 100 °C

R+M Nr.	D
200 458 430	03
200 458 435	035
200 458 440	04
200 458 445	045
200 458 450	05
200 458 455	055
200 458 460	06
200 458 465	065
200 458 470	07
200 458 480	08
200 458 490	09
200 458 410	100

Kit ST-458.1

R+M Nr.
200 458 230
200 458 235
200 458 240
200 458 245
200 458 250
200 458 255
200 458 260
200 458 265
200 458 270
200 458 280
200 458 190
200 458 110

Colour coding of Suttner rotating nozzles

03	035	04	045	05	055	06	065	07	08	09	10
yellow	purple	brown	light green	black	light blue	red	nature	pink	orange	green	grey

Symbols D nozzle

Suttner rotating nozzles with ceramic insert

ST-456

1/4" F. Spray angle 20°.
200 - 350 bar. Max. 100 °C

R+M Nr.	D
200 456 530	03
200 456 535	035
200 456 540	04
200 456 545	045
200 456 550	05
200 456 555	055
200 456 560	06
200 456 565	065
200 456 570	07
200 456 580	08

Kit ST-456

R+M Nr.
200 456 140
200 456 160
200 456 165
200 456 170
200 456 180

Kit ST-456

R+M Nr.
200 456 230
200 456 235
200 456 245
200 456 250
200 456 255

M18 F. Spray angle 20°.
200 - 350 bar. Max. 100 °C

R+M Nr.	D
200 456 630	03
200 456 635	035
200 456 640	04
200 456 645	045
200 456 650	05
200 456 655	055
200 456 660	06
200 456 665	065
200 456 670	07
200 456 680	08

Kit ST-456

R+M Nr.
200 456 130
200 456 135
200 456 140
200 456 145
200 456 150
200 456 155
200 456 160
200 456 165
200 456 170
200 456 180

ST-458.1

1/4" F. Spray angle 20°.
120 - 250 bar. Max. 100 °C

R+M Nr.	D
200 458 811	110
200 458 812	120
200 458 813	130
200 458 815	150
200 458 818	180
200 458 820	200
200 458 825	250
200 458 830	300

Kit ST-458.1

R+M Nr.
200 458 311
200 458 312
200 458 313
200 458 315
200 458 318
200 458 320
200 458 325
200 458 330

1/2" F. Spray angle 20°.
120 - 250 bar. Max. 100 °C

R+M Nr.	D
200 458 712	120
200 458 715	150
200 458 720	200
200 458 730	300

Kit ST-458.1

R+M Nr.
200 458 312
200 458 315
200 458 320
200 458 330

1/2" F. Spray angle 20°.
120 - 250 bar. Max. 100 °C

R+M Nr.	D
200 458 745	045
200 458 755	055
200 458 770	07
200 458 791	09

Kit ST-458.1

R+M Nr.
200 458 245
200 458 255
200 458 270
200 458 190

ST-559 Suttner rotating nozzles with carbide insert

ST-559

1/4" F. 300-600 bar. Max. 90 °C

R+M Nr.	D
200 559 520	02
200 559 530	03
200 559 540	04
200 559 550	05
200 559 555	055
200 559 560	06

M20x1 F. 300-600 bar. Max. 90 °C

R+M Nr.	D
200 559 320	02
200 559 330	03
200 559 340	04

Kit ST-559

R+M Nr.
200 559 120
200 559 130
200 559 140
200 559 150
200 559 155
200 559 160

Suttner rotating nozzles without plastic cap

ST-357.1

1/4" F. Spray angle 20°.
100 - 250 bar. Max. 100 °C

Kit ST-357.1

R+M Nr.	D
200 357 632	03
200 357 637	035
200 357 642	04
200 357 647	045
200 357 652	05
200 357 657	055
200 357 662	06
200 357 667	065
200 357 672	07
200 357 682	08
200 357 692	09
200 357 612	100

R+M Nr.
200 357 130
200 357 135
200 357 140
200 357 145
200 357 150
200 357 155
200 357 160
200 357 165
200 357 170
200 357 280
200 357 290
200 357 110

ST-458.1

1/4" F. Spray angle 20°.
200 - 400 bar. Max. 100 °C

Kit ST-458.1

R+M Nr.	D
200 458 632	03
200 458 637	035
200 458 642	04
200 458 647	045
200 458 652	05
200 458 657	055
200 458 662	06
200 458 667	065
200 458 672	07
200 458 682	08
200 458 692	09
200 458 612	100

R+M Nr.
200 458 230
200 458 235
200 458 240
200 458 245
200 458 250
200 458 255
200 458 260
200 458 265
200 458 270
200 458 280
200 458 190
200 458 110

ST-33 High Pressure Filter

Brass with stainless steel filter. Bidirectional.
Max. 400 bar / 40 l/min. / 150 °C

R+M Nr.	↕	○	○
200 033 855	45.6 mm	1/4" M	1/4"F

Suttner rotating nozzles in different colours

With effect from today we enlarge the choice of colours of the plastic plugs for our rotating nozzles ST-357, ST-456 and ST-458.
In addition to the standard colour black, you are invited to take the nozzle in blue, red, yellow and green, now. The decision is up to you as it is possible now to adapt the rotating nozzles individually to your company`s colour or to the one of your customers.

By using different colours the affiliation to a certain unit (rental business), user or application is possible in an easy way. Moreover, classifications regarding different areal divisions within the HACCP can be realized.

What would you like to mark? Please find it out and test it!

Plastic caps for rotating nozzles ST-357

R+M Nr.	C
020 007 405	black
020 007 406	blue
020 007 409	yellow
020 007 411	green
020 007 412	red

Plastic caps for rotating nozzles ST-456

R+M Nr.	C
020 001 022	black
020 001 041	blue
020 001 046	yellow
020 001 047	green
020 001 048	red

Plastic caps for rotating nozzles ST-458

R+M Nr.	C
020 001 025	black
020 001 026	blue
020 001 029	yellow
020 001 031	green
020 001 032	red

Symbols D nozzle C colour coding ↕ height ○ thread

Suttner rotating nozzles with ceramic insert

M22 F. Lance with rotating nozzle ST-357.1. Spray angle 20°. 100 - 250 bar. Max. 100 °C

R+M Nr.	D	↔	M *
653 030 04	03	430 mm	zinc-plated steel
653 035 04	035	430 mm	zinc-plated steel
653 040 04	04	430 mm	zinc-plated steel
653 045 04	045	430 mm	zinc-plated steel
653 050 04	05	430 mm	zinc-plated steel
653 055 04	055	430 mm	zinc-plated steel
653 060 04	06	430 mm	zinc-plated steel
653 065 04	065	430 mm	zinc-plated steel
653 070 04	07	430 mm	zinc-plated steel

M22 F. Lance with rotating nozzle ST-357.1. Spray angle 20°. 100 - 250 bar. Max. 100 °C

R+M Nr.	D	↔	M *
653 030 049	03	430 mm	stainless steel
653 035 049	035	430 mm	stainless steel
653 040 049	04	430 mm	stainless steel
653 045 049	045	430 mm	stainless steel
653 050 049	05	430 mm	stainless steel
653 055 049	055	430 mm	stainless steel
653 060 049	06	430 mm	stainless steel
653 065 049	065	430 mm	stainless steel
653 070 049	07	430 mm	stainless steel



M22 F. Lance with vented handle ST-9 380 mm and rotating nozzle ST-458.1. Spray angle 20°. 200 - 400 bar. Max. 100 °C

R+M Nr.	D	↔	M *
653 835 012	035	1.000 mm	zinc-plated steel
653 840 012	04	1.000 mm	zinc-plated steel
653 845 012	045	1.000 mm	zinc-plated steel
653 850 012	05	1.000 mm	zinc-plated steel
653 855 012	055	1.000 mm	zinc-plated steel
653 860 012	06	1.000 mm	zinc-plated steel
653 865 012	065	1.000 mm	zinc-plated steel
653 870 012	07	1.000 mm	zinc-plated steel
653 880 012	08	1.000 mm	zinc-plated steel

M22 F. Lance with vented handle ST-9 380 mm and rotating nozzle ST-458.1. Spray angle 20°. 200 - 400 bar. Max. 100 °C

R+M Nr.	D	↔	M *
653 835 021	035	1.000 mm	stainless steel
653 840 021	04	1.000 mm	stainless steel
653 845 021	045	1.000 mm	stainless steel
653 850 021	05	1.000 mm	stainless steel
653 855 021	055	1.000 mm	stainless steel
653 860 021	06	1.000 mm	stainless steel
653 865 021	065	1.000 mm	stainless steel
653 870 021	07	1.000 mm	stainless steel
653 880 021	08	1.000 mm	stainless steel

Colour coding of Suttner rotating nozzles

03	035	04	045	05	055	06	065	07	08	09	10
yellow	purple	brown	light green	black	light blue	red	nature	pink	orange	green	grey

* lance

Suttner rotating nozzles with ceramic insert



Plug K. Lance with rotating nozzle ST-357.1. Spray angle 20°. 100 - 250 bar. Max. 100 °C

R+M Nr.	D	↔	M *
653 030 011	03	430 mm	zinc-plated steel
653 035 011	035	430 mm	zinc-plated steel
653 040 011	04	430 mm	zinc-plated steel
653 045 011	045	430 mm	zinc-plated steel
653 050 011	05	430 mm	zinc-plated steel
653 055 011	055	430 mm	zinc-plated steel
653 060 011	06	430 mm	zinc-plated steel
653 065 011	065	430 mm	zinc-plated steel
653 070 011	07	430 mm	zinc-plated steel

Plug K. Lance with rotating nozzle ST-357.1. Spray angle 20°. 100 - 250 bar. Max. 100 °C

R+M Nr.	D	↔	M *
653 030 019	03	430 mm	stainless steel
653 035 019	035	430 mm	stainless steel
653 040 019	04	430 mm	stainless steel
653 045 019	045	430 mm	stainless steel
653 050 019	05	430 mm	stainless steel
653 055 019	055	430 mm	stainless steel
653 060 019	06	430 mm	stainless steel
653 065 019	065	430 mm	stainless steel
653 070 019	07	430 mm	stainless steel



M22 M. Lance with rotating nozzle ST-357.1. Spray angle 20°. 100 - 250 bar. Max. 100 °C

R+M Nr.	D	↔	M *
653 030 03	03	430 mm	zinc-plated steel
653 035 03	035	430 mm	zinc-plated steel
653 040 03	04	430 mm	zinc-plated steel
653 045 03	045	430 mm	zinc-plated steel
653 050 03	05	430 mm	zinc-plated steel
653 055 03	055	430 mm	zinc-plated steel
653 060 03	06	430 mm	zinc-plated steel
653 065 03	065	430 mm	zinc-plated steel
653 070 03	07	430 mm	zinc-plated steel

M22 M. Lance with rotating nozzle ST-357.1. Spray angle 20°. 100 - 250 bar. Max. 100 °C

R+M Nr.	D	↔	M *
653 030 039	03	430 mm	stainless steel
653 035 039	035	430 mm	stainless steel
653 040 039	04	430 mm	stainless steel
653 045 039	045	430 mm	stainless steel
653 050 039	05	430 mm	stainless steel
653 055 039	055	430 mm	stainless steel
653 060 039	06	430 mm	stainless steel
653 065 039	065	430 mm	stainless steel
653 070 039	07	430 mm	stainless steel

Lance clips

The lance clips are easily clamped onto every 1/4" lance thus informing the user about the nozzle size or the affiliation to a certain unit, user or application.

Moreover, classifications regarding different areal divisions within the HACCP can be realized. The marking of various spray angles is also possible.

The lance clips suitable for all 1/4" lances are made out of polypropylene which is intended to come into contact with foodstuffs.

R+M Nr.	C
020 004 230	yellow
020 004 235	purple
020 004 240	brown
020 004 245	light green
020 004 250	black
020 004 255	light blue
020 004 260	red
020 004 265	nature
020 004 270	pink
020 004 280	orange
020 004 290	green
020 004 300	grey

* lance

Symbols D nozzle C colour coding ↔ length M material

Suttner rotating nozzles with ceramic insert



M22 M. Lance with rotating nozzle ST-456. Spray angle 20°. 200 - 350 bar. Max. 100 °C

R+M Nr.	D	↔	M *
653 135 018	035	600 mm	zinc-plated steel
653 140 018	04	600 mm	zinc-plated steel
653 145 018	045	600 mm	zinc-plated steel
653 150 018	05	600 mm	zinc-plated steel
653 155 018	055	600 mm	zinc-plated steel
653 160 018	06	600 mm	zinc-plated steel
653 165 018	065	600 mm	zinc-plated steel
653 170 018	07	600 mm	zinc-plated steel
653 180 018	08	600 mm	zinc-plated steel

M22 M. Lance with rotating nozzle ST-456. Spray angle 20°. 200 - 350 bar. Max. 100 °C

R+M Nr.	D	↔	M *
653 135 018 9	035	600 mm	stainless steel
653 140 018 9	04	600 mm	stainless steel
653 145 018 9	045	600 mm	stainless steel
653 150 018 9	05	600 mm	stainless steel
653 155 018 9	055	600 mm	stainless steel
653 160 018 9	06	600 mm	stainless steel
653 165 018 9	065	600 mm	stainless steel
653 170 018 9	07	600 mm	stainless steel
653 180 018 9	08	600 mm	stainless steel



M22 M. Lance with rotating nozzle ST-458.1. Spray angle 20°. 200 - 400 bar. Max. 100 °C

R+M Nr.	D	↔	M *
653 835 016	035	430 mm	zinc-plated steel
653 840 016	04	430 mm	zinc-plated steel
653 845 016	045	430 mm	zinc-plated steel
653 850 016	05	430 mm	zinc-plated steel
653 855 016	055	430 mm	zinc-plated steel
653 860 016	06	430 mm	zinc-plated steel
653 865 016	065	430 mm	zinc-plated steel
653 870 016	07	430 mm	zinc-plated steel
653 880 016	08	430 mm	zinc-plated steel

M22 M. Lance with rotating nozzle ST-458.1. Spray angle 20°. 200 - 400 bar. Max. 100 °C

R+M Nr.	D	↔	M *
653 835 019	035	430 mm	stainless steel
653 840 019	04	430 mm	stainless steel
653 845 019	045	430 mm	stainless steel
653 850 019	05	430 mm	stainless steel
653 855 019	055	430 mm	stainless steel
653 860 019	06	430 mm	stainless steel
653 865 019	065	430 mm	stainless steel
653 870 019	07	430 mm	stainless steel
653 880 019	08	430 mm	stainless steel

Colour coding of Suttner rotating nozzles

03	035	04	045	05	055	06	065	07	08	09	10
yellow	purple	brown	light green	black	light blue	red	nature	pink	orange	green	grey

Suttner rotating nozzles with ceramic insert

M22 M. Lance with vented handle ST-9 380 mm and rotating nozzle ST-458.1. Spray angle 20°. 200 - 400 bar. Max. 100 °C

R+M Nr.	D	↔	M *
653 835 015	035	1.000 mm	zinc-plated steel
653 840 015	04	1.000 mm	zinc-plated steel
653 845 015	045	1.000 mm	zinc-plated steel
653 850 015	05	1.000 mm	zinc-plated steel
653 855 015	055	1.000 mm	zinc-plated steel
653 860 015	06	1.000 mm	zinc-plated steel
653 865 015	065	1.000 mm	zinc-plated steel
653 870 015	07	1.000 mm	zinc-plated steel
653 880 015	08	1.000 mm	zinc-plated steel

M22 M. Lance with vented handle ST-9 380 mm and rotating nozzle ST-458.1. Spray angle 20°. 200 - 400 bar. Max. 100 °C

R+M Nr.	D	↔	M *
653 835 020	035	1.000 mm	stainless steel
653 840 020	04	1.000 mm	stainless steel
653 845 020	045	1.000 mm	stainless steel
653 850 020	05	1.000 mm	stainless steel
653 855 020	055	1.000 mm	stainless steel
653 860 020	06	1.000 mm	stainless steel
653 865 020	065	1.000 mm	stainless steel
653 870 020	07	1.000 mm	stainless steel
653 880 020	08	1.000 mm	stainless steel



Plug KW. Lance with rotating nozzle ST-357.1. Spray angle 20°. 100 - 250 bar. Max. 100 °C

R+M Nr.	D	↔	M *
653 030 17	03	430 mm	zinc-plated steel
653 035 17	035	430 mm	zinc-plated steel
653 040 17	04	430 mm	zinc-plated steel
653 045 17	045	430 mm	zinc-plated steel
653 050 17	05	430 mm	zinc-plated steel
653 055 17	055	430 mm	zinc-plated steel
653 060 17	06	430 mm	zinc-plated steel
653 065 17	065	430 mm	zinc-plated steel
653 070 17	07	430 mm	zinc-plated steel

Plug KW. Lance with rotating nozzle ST-357.1. Spray angle 20°. 100 - 250 bar. Max. 100 °C

R+M Nr.	D	↔	M *
653 030 179	03	430 mm	stainless steel
653 035 179	035	430 mm	stainless steel
653 040 179	04	430 mm	stainless steel
653 045 179	045	430 mm	stainless steel
653 050 179	05	430 mm	stainless steel
653 055 179	055	430 mm	stainless steel
653 060 179	06	430 mm	stainless steel
653 065 179	065	430 mm	stainless steel
653 070 179	07	430 mm	stainless steel

* lance

Symbols D nozzle ↔ length M material

Suttner rotating nozzles with ceramic insert



Plug KW. Lance with rotating nozzle ST-456. Spray angle 20°. 200 - 350 bar. Max. 100 °C

R+M Nr.	D	↔	M *
653 135 017	035	600 mm	zinc-plated steel
653 140 017	04	600 mm	zinc-plated steel
653 145 017	045	600 mm	zinc-plated steel
653 150 017	05	600 mm	zinc-plated steel
653 155 017	055	600 mm	zinc-plated steel
653 160 017	06	600 mm	zinc-plated steel
653 165 017	065	600 mm	zinc-plated steel
653 170 017	07	600 mm	zinc-plated steel
653 180 017	08	600 mm	zinc-plated steel

Plug KW. Lance with rotating nozzle ST-456. Spray angle 20°. 200 - 350 bar. Max. 100 °C

R+M Nr.	D	↔	M *
653 135 017 9	035	600 mm	stainless steel
653 140 017 9	04	600 mm	stainless steel
653 145 017 9	045	600 mm	stainless steel
653 150 017 9	05	600 mm	stainless steel
653 155 017 9	055	600 mm	stainless steel
653 160 017 9	06	600 mm	stainless steel
653 165 017 9	065	600 mm	stainless steel
653 170 017 9	07	600 mm	stainless steel
653 180 017 9	08	600 mm	stainless steel



Plug KW. Lance with rotating nozzle ST-458.1. Spray angle 20°. 200 - 400 bar. Max. 100 °C

R+M Nr.	D	↔	M *
653 835 024	035	600 mm	zinc-plated steel
653 840 024	04	600 mm	zinc-plated steel
653 845 024	045	600 mm	zinc-plated steel
653 850 024	05	600 mm	zinc-plated steel
653 855 024	055	600 mm	zinc-plated steel
653 860 024	06	600 mm	zinc-plated steel
653 865 024	065	600 mm	zinc-plated steel
653 870 024	07	600 mm	zinc-plated steel
653 880 024	08	600 mm	zinc-plated steel

Plug KW. Lance with rotating nozzle ST-458.1. Spray angle 20°. 200 - 400 bar. Max. 100 °C

R+M Nr.	D	↔	M *
653 835 025	035	600 mm	stainless steel
653 840 025	04	600 mm	stainless steel
653 845 025	045	600 mm	stainless steel
653 850 025	05	600 mm	stainless steel
653 855 025	055	600 mm	stainless steel
653 860 025	06	600 mm	stainless steel
653 865 025	065	600 mm	stainless steel
653 870 025	07	600 mm	stainless steel
653 880 025	08	600 mm	stainless steel

Colour coding of Suttner rotating nozzles

03	035	04	045	05	055	06	065	07	08	09	10
yellow	purple	brown	light green	black	light blue	red	nature	pink	orange	green	grey

Suttner rotating nozzles with ceramic insert



Plug KW. Lance with vented handle ST-9 380 mm and rotating nozzle ST-458.1. Spray angle 20°. 200 - 400 bar. Max. 100 °C

R+M Nr.	D	↔	M *
653 835 014	035	1.000 mm	zinc-plated steel
653 840 014	04	1.000 mm	zinc-plated steel
653 845 014	045	1.000 mm	zinc-plated steel
653 850 014	05	1.000 mm	zinc-plated steel
653 855 014	055	1.000 mm	zinc-plated steel
653 860 014	06	1.000 mm	zinc-plated steel
653 865 014	065	1.000 mm	zinc-plated steel
653 870 014	07	1.000 mm	zinc-plated steel
653 880 014	08	1.000 mm	zinc-plated steel

Plug KW. Lance with vented handle ST-9 380 mm and rotating nozzle ST-458.1. Spray angle 20°. 200 - 400 bar. Max. 100 °C

R+M Nr.	D	↔	M *
653 835 023	035	1.000 mm	stainless steel
653 840 023	04	1.000 mm	stainless steel
653 845 023	045	1.000 mm	stainless steel
653 850 023	05	1.000 mm	stainless steel
653 855 023	055	1.000 mm	stainless steel
653 860 023	06	1.000 mm	stainless steel
653 865 023	065	1.000 mm	stainless steel
653 870 023	07	1.000 mm	stainless steel
653 880 023	08	1.000 mm	stainless steel

Cleantecs rotating nozzles with carbide insert

HM 500

Kit HM 500

G9/16". Spray angle 20°.
Max. 500 bar / 90 °C

R+M Nr.	D
655 500 630	03

R+M Nr.
655 500 130

HM 500

Kit HM 500

M20x1. Spray angle 20°.
Max. 500 bar / 90 °C

R+M Nr.	D
655 500 640	028

R+M Nr.
655 500 130

HM 500

Kit HM 500

M20x1. Spray angle 20°.
Max. 500 bar / 90 °C

R+M Nr.	D
655 500 650	05

R+M Nr.
655 500 150

HM 500

Kit HM 500

1/4" F. Spray angle 20°.
Max. 500 bar / 90 °C

R+M Nr.	D
655 500 520	02
655 500 525	025
655 500 530	03
655 500 535	035
655 500 540	04
655 500 545	045
655 500 550	05
655 500 555	055
655 500 560	06
655 500 570	07

R+M Nr.
655 500 120
655 500 125
655 500 130
655 500 135
655 500 140
655 500 145
655 500 150
655 500 155
655 500 160
655 500 170

HM 700

Kit HM 700

1/4" F. Spray angle 20°.
Max. 700 bar / 90 °C.
Delivery time of approx. 1 week

R+M Nr.	D
655 700 520	02
655 700 525	025
655 700 530	03
655 700 535	035
655 700 540	04
655 700 545	045
655 700 550	05
655 700 555	055
655 700 560	06
655 700 570	07

R+M Nr.
655 700 120
655 700 125
655 700 130
655 700 135
655 700 140
655 700 145
655 700 150
655 700 155
655 700 160
655 700 170

HM 1000

Kit HM 1000

1/4" F. Spray angle 20°.
Max. 1,000 bar / 90 °C.
Delivery time of approx. 1 week

R+M Nr.	D
655 100 520	02
655 100 525	025
655 100 530	03
655 100 535	035
655 100 540	04
655 100 545	045
655 100 550	05
655 100 555	055
655 100 560	06
655 100 570	07

R+M Nr.
655 100 120
655 100 125
655 100 130
655 100 135
655 100 140
655 100 145
655 100 150
655 100 155
655 100 160
655 100 170

* lance

Rotating nozzles

R+M 150

1/4" F. Spray angle 17°. 50 - 150 bar.
Max. 60 °C

R+M Nr.	D
653 325	025
653 330	03
653 335	035
653 340	04
653 345	045

IP ROTOMAX

1/4" F. Housing black. Nozzle and seal kit ceramic. Adjustable spray angle.
100 - 250 bar. Max. 80 °C

R+M Nr.	DN	⟵
996 050 01	1,4 mm	10 - 16 l/min
996 050 02	1,6 mm	12 - 18 l/min
996 050 03	2,0 mm	14 - 21 l/min

Vario nozzles and triple nozzles

Vario nozzles

M22 M. Lance with vario nozzle. Zinc-plated steel. Max. 200 bar / 150 °C

R+M Nr.	D	↔	M *
658 103 03	03	430 mm	zinc-plated steel
658 103 53	035	430 mm	zinc-plated steel
658 104 03	04	430 mm	zinc-plated steel
658 104 53	045	430 mm	zinc-plated steel
658 105 03	05	430 mm	zinc-plated steel
658 105 53	055	430 mm	zinc-plated steel
658 106 03	06	430 mm	zinc-plated steel

M22 M. Lance with vario nozzle. Stainless steel Max. 200 bar / 150 °C

R+M Nr.	D	↔	M *
658 103 039	03	430 mm	stainless steel
658 103 539	035	430 mm	stainless steel
658 104 039	04	430 mm	stainless steel
658 104 539	045	430 mm	stainless steel
658 105 039	05	430 mm	stainless steel
658 105 539	055	430 mm	stainless steel
658 106 039	06	430 mm	stainless steel

1/4" F. Housing black. Max. 200 bar / 150 °C

R+M Nr.	D
658 103 0	03
658 103 5	035
658 104 0	04
658 104 5	045
658 105	05
658 105 5	055
658 106	06

M18 F. Housing black. Max. 200 bar / 150 °C

R+M Nr.	D
658 103 04	03
658 103 54	035
658 104 04	04
658 104 54	045
658 105 04	05
658 105 54	055
658 106 04	06

* lance

Functional principle vario nozzles

high pressure zero angle

high pressure broad angle

low pressure broad angle

Symbols ↔ length D nozzle ⟵ flow M material DN nominal diameter

Vario nozzles and triple nozzles

1/4" F. Housing black. Max. 250 bar / 80 °C

R+M Nr.	D
657 545	045
657 555	055
657 560	06

M18 F. Housing black. Max. 250 bar / 80 °C

R+M Nr.	D
657 545 1	045
657 555 1	055
657 560 1	06

Functional principle triple nozzles

high pressure zero angle

high pressure broad angle 25°

low pressure broad angle 40°

Adjustable nozzles

Mini adjustable nozzles

R+M Nr.		
657 20	1/4" F	1/4" F

R+M adjustable nozzles

R+M Nr.		
657 30	1/4" F	1/4" F

ST-51 adjustable nozzles

R+M Nr.		
200 051 530	1/4" F	1/4" F

Functional principle of an adjustable nozzle

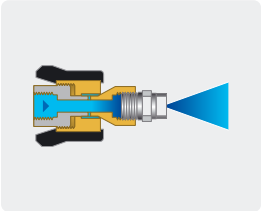

high pressure phase

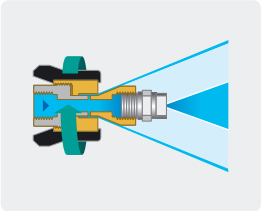

low pressure phase

Adjustable nozzle ST-51.1

R+M Nr.	P	°C		
200 051 700	150 bar	100° C	80 l/min	3/8" M

Functional principle of the adjustable nozzle ST-51.1

Long-range pencil jet

Conical spray jet

Universal bracket

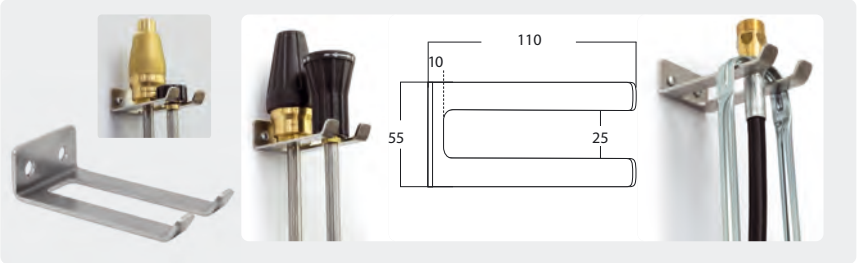

R+M Nr.
710 400 097

Stainless steel bracket for wall mounting

* lance

Flat jet lances

Kr

M22 M. Lance with nozzle protector ST-10 and nozzle. Max. 400 bar / 150 °C

R+M Nr.	D	↔	M*
512 903 03	2503	430 mm	zinc-plated steel
512 904 03	2504	430 mm	zinc-plated steel
512 904 53	25045	430 mm	zinc-plated steel
513 103 03	2503	500 mm	zinc-plated steel
513 104 03	2504	500 mm	zinc-plated steel
513 104 53	25045	500 mm	zinc-plated steel
513 107 53	2507	500 mm	zinc-plated steel
513 203 53	25035	600 mm	zinc-plated steel
513 204 03	2504	600 mm	zinc-plated steel
513 204 53	25045	600 mm	zinc-plated steel
513 205 03	2505	600 mm	zinc-plated steel
513 206 03	2506	600 mm	zinc-plated steel
513 207 03	2507	600 mm	zinc-plated steel
513 208 03	2508	600 mm	zinc-plated steel
513 210 03	2510	600 mm	zinc-plated steel
513 211 03	2511	600 mm	zinc-plated steel
513 212 53	25125	600 mm	zinc-plated steel

M22 M. Lance with nozzle protector ST-10 and nozzle. Max. 400 bar / 150 °C

R+M Nr.	D	↔	M*
512 903 039	2503	430 mm	stainless steel
512 904 039	2504	430 mm	stainless steel
512 904 539	25045	430 mm	stainless steel
513 103 039	2503	500 mm	stainless steel
513 104 039	2504	500 mm	stainless steel
513 104 539	25045	500 mm	stainless steel
513 107 539	2507	500 mm	stainless steel
513 203 539	25035	600 mm	stainless steel
513 204 039	2504	600 mm	stainless steel
513 204 539	25045	600 mm	stainless steel
513 205 039	2505	600 mm	stainless steel
513 206 039	2506	600 mm	stainless steel
513 207 039	2507	600 mm	stainless steel
513 208 039	2508	600 mm	stainless steel
513 210 039	2510	600 mm	stainless steel
513 211 039	2511	600 mm	stainless steel
513 212 539	25125	600 mm	stainless steel

A Kr

Plug KW. Lance with protector ST-10 without nozzle.
Max. 400 bar / 150 °C

R+M Nr.	↔	M*
513 100 07	500 mm	zinc-plated steel
513 200 07	600 mm	zinc-plated steel

Plug KW. Lance with protector ST-10 without nozzle.
Max. 400 bar / 150 °C

R+M Nr.	↔	M*
513 100 079	500 mm	stainless steel
513 200 079	600 mm	stainless steel

* lance

Symbols ↔ length ⊖ inlet ⊖ outlet ∅ diameter D nozzle ← flow P pressure

Accessories quick connect spray nozzles



Coupling 1/4" F NPT

R+M Nr.
550 001 40

Nipple 1/4" M NPT

R+M Nr.
550 011 40

Nozzle holder for quick connect spray nozzles. Suitable for 1/4" lances. Without accessories

R+M Nr.
020 002 510

Quick connect nozzle set by Suttner

- Consisting of:
colored plastic holder inclusive:
1 x Low pressure nozzle. Brass,
1 x Flushing nozzle. Stainless steel,
1 x Chiseling nozzle. Stainless steel,
1 x Blasting nozzle. Stainless steel
- High strength plastic. Highly impact resistant
- Stainless steel nozzles: long lifetime and excellently thermal and chemical stability, resistant to mineral acids and alkaline solutions.
- Connection ST-245 coupling, ⊖ 1/4" F, **R+M Nr. 200 245 500**
- Suitable for applications requiring a frequent and quick change of the spraying angle
- Max. 350 bar

D
030
035
040
045

R+M Nr.	⊖
125 852 030	ST-245
125 852 035	ST-245
125 852 040	ST-245
125 852 045	ST-245

Colour coding of Suttner nozzle set holder according to nozzle size

030 yellow

035 purple

040 brown

045 green

65°	40°	15°	0°

Low pressure nozzle. Brass. Designed for prespraying detergents on all kinds of surfaces. Low pressure rinsing.

Flushing nozzle. Stainless steel. Best suited for flushing dirt, mud and grime.

Chiseling nozzle. Stainless steel. The spray should be directed at a 45° angle to the surface and used like a scraper to remove paint, grease and dirt.

Blasting nozzle. Stainless steel. Delivers a very concentrated stream of water. **Care should be used to avoid gouging wood or damaging fragile surfaces.**

Coupling-system ST-245

Nipple ST-245

1/4" M.
Stainless steel.
Max. 350 bar

R+M Nr.	↔
040 005 447	27.5

1/4" M.
Stainless steel.
Max. 350 bar

R+M Nr.	↔
040 005 446	33.5

1/4" M. Stainless steel. Max. 350 bar.
For wear cone

R+M Nr.		↔
040 005 445	**3**	42.0

4

Suitable for all 1/4" F nozzles for sewer cleaning.



ST-245 Coupling / wear cone ST-245

R+M Nr.		
200 245 500	**1**	1/4" F

R+M Nr.		
200 245 510	**1**	3/8" M



Stainless steel.
For 040 005 445

R+M Nr.	
040 005 431	**2**

POM. Red.
For 040 005 445

R+M Nr.	
020 005 432	**2**

POM. Black.
For 040 005 445

R+M Nr.	
020 005 431	**2**

Symbols inlet outlet length

Mud suckers

The high-performance mud sucker for all standard pressure washers

extracts stones (up to 20 mm), mud, dirt, sand, algae & sediment. Operating pressure min. 80 bar at 7 l/min. Suction power of approx. 8,000 to 18,000 l/h. Spiral hose: DN 38 mm, length **5 m**



D	M22 M R+M Nr.	M21 M R+M Nr.	1/2" M R+M Nr.	M18 M R+M Nr.
04	545 504 0	545 514 0	545 524 0	545 534 0
045	545 504 5	545 514 5	545 524 5	545 534 5
05	545 505 0	545 515 0	545 525 0	545 535 0
055	545 505 5	545 515 5	545 525 5	545 535 5
06	545 506 0	545 516 0	545 526 0	545 536 0
065	545 506 5	545 516 5	545 526 5	545 536 5
07	545 507 0	545 517 0	545 527 0	545 537 0
08	545 508 0	545 518 0	545 528 0	545 538 0
10	545 501 0			

Plug KW

R+M Nr.	D	HP hose ↔
545 545 5	055	5 m
545 546 0	06	5 m

Performance chart

high pressure cleaner		capacity of mud sucker	
P	←	capacity	capacity
100 bar	10 l/min	ca. 170 l/min	ca. 10,000 l/h
150 bar	12 l/min	ca. 220 l/min	ca. 13,000 l/h
200 bar	15 l/min	ca. 300 l/min	ca. 18,000 l/h

Symbols P pressure ← flow D nozzle ⊖ inlet ⊖ outlet ↔ length

Telescopic lances and easyclean365+ wash brushes

Fiberglass lances with coarse thread



Telescopic lances made of fiberglass with coarse thread. Extendable without water flow

R+M Nr.	↔
525 050 10	1,020 - 1,800 mm
525 070 10	1,920 - 3,600 mm

Aluminum lances with coarse thread

Telescopic lance made of aluminum with cord thread. Ergonomic handle with insulated grip area and ball valve. Extendable with water flow

R+M Nr.	↔	○
525 300 10	1,500 - 3,500 mm	coupler plug «universal»

easyclean365+ washing brushes with coarse thread and water passage

Bristles 60mm. Soft. 250 x 80mm

R+M Nr.	VPE
525 000 10	1

Bristles 60mm. Hard. 250 x 80mm

R+M Nr.	VPE
525 010 10	1

Accessories for telescopic lances with coarse thread

Angle adaptor

Cord thread F : cord thread M

R+M Nr.	↔
525 040 10	115 mm

Ball valve

3/4" F : 3/4" M. Brass

R+M Nr.
726 420

Further telescopic lances are on page 313 and further wash brushes are on pages 308-309.

Symbols ○ thread VPE packing unit P pressure ← flow D nozzle ↔ length

easywash365+ wash brushes - large areas are completely clean from now on!

By means of a very wide work surface of approx. 260 x 80 mm the **easy**wash365+ wash brush is especially designed for the efficient cleaning of large areas such as railway carriages, tramcars, omnibuses, caravans, trucks, boats and ships, facades, greenhouses as well as vehicles, motorcycles and many more.

Fine and extremely soft natural bristles with split ends ensure an especially gentle cleaning of sensitive surfaces such as windows and car finish. The solid body of the **easy**wash365+ wash brush consists of 152 bristle bundles which are attached undetachably by means of multi-component synthetic resin.

Our **easy**wash365+ wash brush convinces all users working in the self-service foam- and prewash of an ideal and very easy handling. The soft coating of the body made out of thermoplastic elastomer demonstrably protects sensitive surfaces from damages.

The inlet of the **easy**wash365+ wash brush is equipped with a brass insert with 1/4" female thread which is fixed in the body. By means of an additional grub screw the high pressure lances available at self-service bays are safe from twisting and theft. Therefore, the grub screw needs to be screwed to the lance tube. **Further fastening plates or protection against theft are not required.**

13 outlet ports at the bottom of the **easy**wash365+ wash brush enable the required water flow and guarantee a convincingly good foam quality at the same time.

Wash brushes

A= 270. B= 260 x 80 mm. Hog hair.
Max. 40 l/min / 60 °C

R+M Nr.	C	
200 023 550	60 mm	1/4" F

A= 270. B= 260 x 80 mm. Hog hair.
Max. 40 l/min / 60 °C

R+M Nr.	C	
200 023 650	90 mm	1/4" F

A= 270. B= 260 x 80 mm. Hog hair / synthetic.
Max. 40 l/min / 60 °C

R+M Nr.	C	
200 023 660	90 mm	1/4" F

Wash brushes

Wash brushes

A= 260. B= 230 x 80 mm. Hog hair.
Max. 50 °C

R+M Nr.	C
200 023 500	60 mm
200 023 600	90 mm

Wash brush with cover

A= 260. B= 230 x 80 mm. Hog hair.
Max. 50 °C

R+M Nr.	C	
200 023 710	60 mm	1/4" F

A= 260. B= 230 x 80 mm. Hog hair.
With stainless steel frame.
Max. 50 °C

R+M Nr.	C	
200 023 735	60 mm	1/4" F

A= 260. B= 230 x 80 mm. Hog hair.
With stainless steel frame.
Max. 50 °C

R+M Nr.	C	
200 023 736	90 mm	1/4" F

Covers

Cover suitable as theft protection for wash brushes. Plastic.
Max. 50 °C

R+M Nr.	B
020 001 540	230 mm

Frames for wash brushes

Frame with fixing bolts. Stainless steel. Max. 60 °C

R+M Nr.	B	
200 023 560	230 mm	1/4" F

Frame. Stainless steel.
Max. 60 °C

R+M Nr.	B	
200 023 570	230 mm	1/4" F

Wash brushes

A= 260. B= 230 x 80 mm. Hog hair.
Max. 50 °C

R+M Nr.	C	⊂
523 703	60 mm	1/8" M

A= 260. B= 230 x 80 mm. Hog hair.
Max. 50 °C

R+M Nr.	C	⊂
200 023 700	60 mm	1/4" F

A= 260. B= 230 x 80 mm. Hog hair. With stainless steel frame. Max. 50 °C

R+M Nr.	C	⊂
200 023 730	60 mm	1/4" F

A= 260. B= 230 x 80 mm. Hog hair.
Max. 50 °C

R+M Nr.	C	⊂
523 701	60 mm	M18 x 1.5 F

Vorwerk lances & wash brushes

The original



Extension pipe with water flow

R+M Nr.	↔	⊂	⊂
523 790 1	1,000 mm	1/4" M	1/4" F
523 790 2	1,500 mm	1/4" M	1/4" F
523 790 3	2,000 mm	1/4" M	1/4" F

Vorwerk wash brushes

A= 300. B= 300 x 100 mm. Nylon

R+M Nr.	C	⊂
523 780	60 mm	1/4" F

A= 240. B= 230 x 80 mm. Hog hair

R+M Nr.	C	⊂
523 70	60 mm	1/4" F
523 75	90 mm	1/4" F

Brush. A= 260. B= 230 x 80 mm.
Hog hair

R+M Nr.	C
523 72	60 mm
523 73	90 mm

Frame. 260 mm.
Aluminium

R+M Nr.	⊂
523 76	1/4" F

Adaptor

Adaptor for lances with coarse thread.
Coarse thread : 1/4" M

R+M Nr.
010 003 610

Air injector

1/4" F : 1/4" M.
Flow at 100 bar

R+M Nr.	←	⌀
108 290 60	13 l/min	1.5
108 290 20	34 l/min	2.5

Symbols ↔ length ⊂ inlet ⊃ outlet ⌀ diameter ← flow

Rotating brushes

Brushes without hinge

1/4" M. Natural. Max. 50 bar / 50 °C

R+M Nr.
522 10

1/4" M. Nylon. Max. 50 bar / 50 °C

R+M Nr.
522 30

M18 F. Natural. Max. 50 bar / 50 °C

R+M Nr.
522 20

M18 F. Nylon. Max. 50 bar / 50 °C

R+M Nr.
522 40

Brushes with hinge

1/4" F. Natural. Max. 50 bar / 50 °C

R+M Nr.
522 50

1/4" F. Nylon. Max. 50 bar / 50 °C

R+M Nr.
522 60

M18 F. Natural. Max. 50 bar / 50 °C

R+M Nr.
523 001

Brushes with hinge and lance

R+M Nr.	⊖	lance ↔
522 504	M22 M	430 mm

Replacement brushes

Natural

R+M Nr.
524 10

Nylon

R+M Nr.
524 20

Accessories wash brushes

Brush with air injector turbofoam365+

Retrofit kit for lances. Air injector **turbo**-foam365+ and brush with cover plate. 20-150 bar. Max. 50 °C

Bristles 60 mm

R+M Nr.	⊖	D
500 023 101	1/4" F	1.20
500 023 102	1/4" F	1.35
500 023 105	1/4" F	1.60

Bristles 90 mm

R+M Nr.	⊖	D
500 023 201	1/4" F	1.20
500 023 202	1/4" F	1.35
500 023 205	1/4" F	1.60

Air injector

1/4" F : 1/4" M. l/min at 100 bar

R+M Nr.	←	⌀
108 290 60	13 l/min	1.5
108 290 20	34 l/min	2.5

Brush holder

With snap fit. Only works with nozzle holder 108 290 18 + 108 290 19

R+M Nr.	⊖
108 290 15	1/4" M

Nozzle holder

For brush holder 108 290 15

R+M Nr.	○
108 290 18	1/8" F
108 290 19	1/4" F

Symbols ↔ length ⊖ inlet ⊖ outlet ⌀ diameter ← flow M material ○ thread

Brush holder

Suitable for all brushes. Hole spacing 202 mm.
H x W x D = 90 x 250 x 100 mm

R+M Nr.	M
108 290 30	stainless steel

easywash365+ brush holder

Container with overflow and lateral drain for cleaning. For wall and floor mounting. H x W x D = 670 x 340 x 143 mm

R+M Nr.	M
105 810	stainless steel

Wash brush holder, two-piece. For floor mounting and positioning for different length of lances.
Pipe Ø 42 mm

R+M Nr.	M
105 820	stainless steel



Self-service lances

Self-service lances with brush longitudinal

Brush hog hair.

R+M Nr.	bristles
200 023 500	60 mm

Brush with nozzle protector for nozzle 1/8" M. Without high pressure nozzle

R+M Nr.	G
523 960	1/8" M
523 961	1/4" M
523 962	M22 M
523 963	M22 F long nipple

Sandblast kits

Principle of function sandblast kit

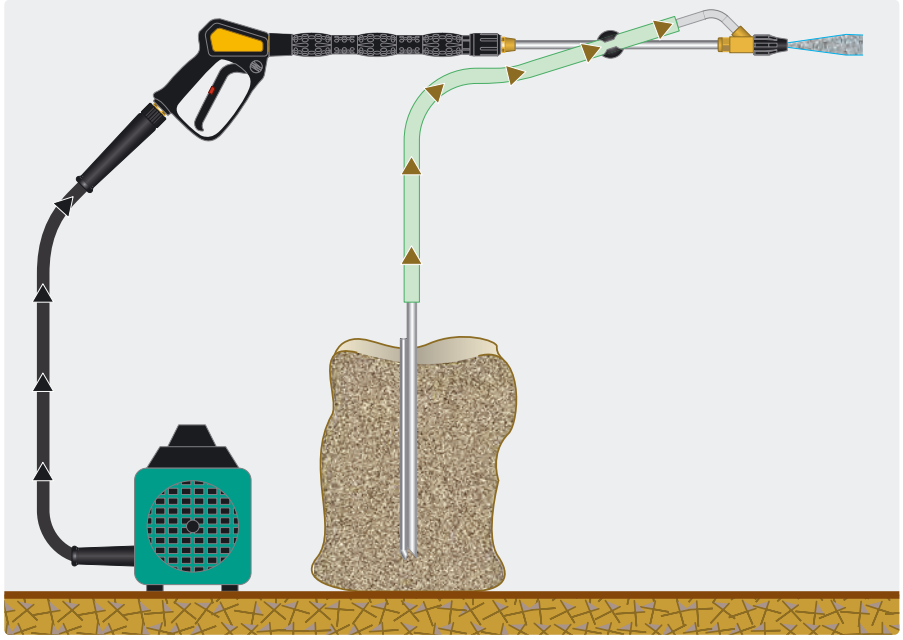

ST-355 hobby

Grain size of the sand 0.2 - 0.8 mm. Lance 300 mm.
Suction hose 3 m.
Max. 150 bar



R+M Nr.	O
200 355 500	1/4" m



R+M Nr.	O
520 93	M22 M

Sandblast kits

Sandblaster ST-555

M22 M. Stainless steel. Grain size of the sand 0.4 - 0.8 mm for DN 12 and 0.6 - 1.2 mm for DN 19.
Pipe with suction quantity control and hose 4 m.
Max. 500 bar / 100 °C

R+M Nr.	⌀	D	⚖
200 555 530	12	03	2.3
200 555 540	12	04	2.3
200 555 555	12	055	2.3
200 555 565	12	065	2.3
200 555 575	12	075	2.3
200 555 630	19	03	3.1
200 555 640	19	04	3.1
200 555 655	19	055	3.1
200 555 665	19	065	3.1
200 555 675	19	075	3.1

Rep. kits Sandblaster ST-555

3 nozzles M4. Stainless steel

D	R+M Nr.
03	200 555 430
04	200 555 440
055	200 555 455
065	200 555 465
075	200 555 475

Sand blasting nozzle

R+M Nr.
200 555 410

R+M Nr.	⊖	⊖
561 922 200	M20 F	M22 F

R+M Nr.	⊖	⊖
561 922 220	M22 F	M22 F

One tool, six blasting agents, numerous applications:

The sandblaster is suitable for dust-free blasting of the following solids with a grain size ranging from 0.4 to 1.2 mm:

- **Glass beads**
  for cleaning of copper and bronze as well as polishing of stainless steel
- **Glass powder**
  for cleaning of stainless steel and natural stone or for removal of graffiti from light surfaces
- **Slag (fine)**
  for cleaning of sandstone or brick as well as removal of graffiti from dark surfaces
- **Slag (coarse)**
  removal of rust from metals or of old coatings and paintings. cleaning and grinding of concrete surfaces
- **Sodium carbonate (water-soluble)**
  cleaning of sensitive surfaces such as aluminium, glass, plastics, stainless steel
- **Mineral blasting agent (sand)**
  removal of rust from metals or of old coatings and paintings. Cleaning and grinding of concrete surfaces. Varnish removal.



Sandblast head ST-55 with regulator

Sand nozzle ST-55

Hardened stainless steel

R+M Nr.
200 055 495

Grain size of the sand
0.2 - 0.8 mm.
Lance 500 / 600 mm.
Suction hose 4 / 5 m.
With or without grip aside.
Max. 200 bar

D	1/4" M lance 500 mm without grip hose 4 m	1/4" M lance 600 mm with grip hose 5 m	M22 F lance 600 mm with grip hose 5 m	M21 F lance 600 mm with grip hose 5 m	M22 M lance 600 mm with grip hose 5 m	Plug KW lance 600 mm with grip hose 5 m	M22 M lance 430 mm without grip hose 5 m	M18 F without lance without grip hose 5 m
	R+M Nr.	R+M Nr.	R+M Nr.	R+M Nr.	R+M Nr.	R+M Nr.	R+M Nr.	R+M Nr.
04		520 824 0	520 844 0	520 834 0	520 814 0	520 874 0	520 804 0	520 854 0
045		520 824 5	520 844 5	520 834 5	520 814 5	520 874 5	520 804 5	520 854 5
05		520 825 0	520 845 0	520 835 0	520 815 0	520 875 0	520 805 0	520 855 0
055		520 825 5	520 845 5	520 835 5	520 815 5	520 875 5	520 805 5	520 855 5
06	200 055 606	520 826 0	520 846 0	520 836 0	520 816 0	520 876 0	520 806 0	520 856 0
065		520 826 5	520 846 5 K	520 836 5 W	520 816 5	520 876 5 A	520 806 5 Kr	520 856 5 K

Symbols ⊖ inlet ⊖ outlet ⌀ diameter M material D nozzle ○ thread ⚖ weight shipment by truck

R+M / Suttner high-pressure telescopic lances

» Light and handy. Infinitely extendable.
» **Non-slip foam material insulation, 530 mm.**
» Length easily adjustable. Adjustable from 2.3 m to 7.4 m.
» Lance with embedded high pressure hose and mounted Suttner gun **ST-602**. Lance without high pressure nozzle.
» Max. 275 bar / 100 °C

Safe handling thanks to the integrated pole holder on the ST-602 spray gun and long soft handle for a comfortable hold with insulation.

Nozzle guard with angled extension tube

ST-10 / 1/4" F NPT with extension tube angled


1/4" M with extension tube; Length 150 mm

R+M Nr.					
525 087 105	2.8 kg	Aluminum / Fiberglass	Nozzle protector without tip nozzle with angled extension	2.55 - 3.80 m	M22 M
525 087 110	2.8 kg	Aluminum / Fiberglass	Nozzle protector ST-10 / 1/4" F NPT with extension tube angled	2.55 - 3.80 m	3/8" F
525 087 115	2.7 kg	Aluminum / Fiberglass	1/4" M with extension	2.45 - 3.70 m	3/8" F

R+M Nr.					
525 087 205	3.4 kg	Aluminum / Fiberglass	Nozzle protector without tip nozzle with angled extension	2.55 - 5.75 m	M22 M
525 087 210	3.4 kg	Aluminum / Fiberglass	Nozzle protector ST-10 / 1/4" F NPT with extension tube angled	2.55 - 5.75 m	3/8" F
525 087 215	3.3 kg	Aluminum / Fiberglass	1/4" M with extension	2.45 - 5.65 m	3/8" F



R+M Nr.					
525 087 305	4.1 kg	Aluminum / Fiberglass	Nozzle protector without tip nozzle with angled extension	3.20 - 7.80 m	M22 M
525 087 310	4.1 kg	Aluminum / Fiberglass	Nozzle protector ST-10 / 1/4" F NPT with extension tube angled	3.20 - 7.80 m	3/8" F
525 087 315	4.0 kg	Aluminum / Fiberglass	1/4" M with extension	3.10 - 7.70 m	3/8" F



R+M Nr.					
525 087 405	4.0 kg	Aluminum	Nozzle protector without tip nozzle with angled extension	3.20 - 7.55 m	M22 M
525 087 410	4.0 kg	Aluminium	Nozzle protector ST-10 / 1/4" F NPT with extension tube angled	3.20 - 7.55 m	3/8" F
525 087 415	3.9 kg	Aluminium	1/4" M with extension	3.10 - 7.45 m	3/8" F

High-pressure telescopic lances accessories

Nozzle tube

For gutter cleaning, 250 mm. M22 M : M18 M

R+M Nr.
513 002 502

Screw connections

1/4" F. Nozzle protector complete without nozzle tip.

R+M Nr.
519 601

Belt support kit

R+M Nr.
525 922

Wall cleaner

with rubberlip

turbodevil

with brush strips



» Rotating wall cleaner suitable for telescopic lances
» Splash guard stainless steel with rubberlip or brush strips
» Splash guard ⌀ 300 mm
» Without nozzles. 2 nozzles 1/4" M with 15° spray angle are required
» Max. 250 bar / 90 °C.

R+M Nr.	G		TYP	⚖
521 032 251	M22 M		rubberlip	1.9 kg
521 032 254	M22 M		brush strips	1.9 kg
521 032 256	M18 F	K	rubberlip	1.9 kg
521 032 255	M18 F	K	brush strips	1.9 kg
521 032 258	1/4" F		rubberlip	1.9 kg
521 032 257	1/4" F		brush strips	1.9 kg

Accessories for wall cleaner

turbodevil



Wall bracket for wall cleaner **turbo**devil

R+M Nr.	M	⚖
710 400 098	stainless steel 2 mm	502 gr

Symbols G inlet ⌀ diameter ⚖ weight M material M material